



All international passengers arriving to India are required to fill up **Self declaration form** in Air Suvidha Portal.

An initiative by Ministry of Health and Family Welfare, and Ministry of Civil Aviation

The screenshot shows the Air Suvidha mobile application interface. At the top, there are logos for DELHI, GAR, and a Menu icon. A 'COVID-19 UPDATE' notification is visible in the top right corner, along with a 'BOOK COVID-R TEST' button. Below the logos, the text 'Ministry of Health and Family Welfare' and 'Ministry of Civil Aviation' is displayed, followed by the 'Air Suvidha' logo and a dropdown menu. The form fields are as follows:

- Full Name\***: Enter full name ( as per your passport )
- Date of Birth\***: DD/MM/YYYY
- Gender\***: Select
- Flight number / Tail number\***: Enter flight number / tail number
- Seat Number\***: Enter seat number
- PNR Number**: Enter PNR number
- Nationality\***: Select Nationality

---

# AIR SUVIDHA | INTERNATIONAL ARRIVAL JOURNEY

Passenger fills the details at newdelhiairport. in (AirSuvidha)

If the passenger is from high risk country, the self declaration form would have a red unit with 'H' (high risk)

If the passenger is from non high risk country, the self declaration form would have a green unit.

1. Application would come to the user via Email
2. State official would be able to view the self Declaration document via the official SDF admin dashboard

# AIR SUVIDHA | SELF DECLARATION FORM



COVID-19 UPDATE

BOOK COVID-19 TEST

CONTACT



नागर विमानन मंत्रालय  
MINISTRY OF CIVIL AVIATION



Air Suvidha ▾

## Air Suvidha Self Declaration Form To be Mandatorily Filled By All International Arriving Passengers to India

Applications are being accepted on behalf of the Ministry of Health and Family Welfare, Government of India

[Click here](#) to read the Latest Guidelines for International Arrivals.

[Click here](#) for FAQs related to Air Suvidha.

[Click here](#) to contact us for any Air Suvidha related queries.

Disclaimer - Passengers are advised to check the latest guidelines from the state APHOs or the airlines concerned before starting their journey.

**Important information, advisory and contact details are available right at the top of the Air Suvidha form**



# AIR SUVIDHA | SELF DECLARATION FORM

Full Name* Enter full name ( as per your passport )	Date of Birth* DD/MM/YYYY	Gender* Select
Flight number / Toll number* Enter flight number / toll number	Seat Number* Enter seat number	
PNR Number Enter PNR number	Nationality* Select Nationality	
Passport Number* Enter passport number	Upload your Passport Copy Upload file type PDF The maximum upload size is 5MB. File name with any special characters and spaces are not permitted. Only hyphen and underscore permitted.	Upload File
Date of Arrival* DD/MM/YYYY	Country of Departure ( Origin )* Select Country of Departure	
Are you taking a connecting Domestic flight? <input type="checkbox"/> Yes <input type="checkbox"/> No		
Upload RT-PCR Negative Certificate* Test should be taken within 72 hours of departure Upload file type PDF The maximum upload size is 5MB. File name with any special characters and spaces are not permitted. Only hyphen and underscore permitted.	Upload File	Date of RT-PCR Test Taken* DD/MM/YYYY

Air Suvidha Self Declaration Form To be Mandatorily Filled By All International Arriving Passengers to India -

<https://www.newdelhairport.in/airsuvidha/apho-registration>

# AIR SUVIDHA | POP UP INFORMATION FOR 'AT RISK' COUNTRIES


Date of Arrival\*  
03/12/2021

Country of Departure ( Origin )\*  
Spain

Are you taking a connecting Domestic

Upload RT-PCR Negative Certificate\*  
Test should be taken within 72 hours of departure  
Upload file type PDF  
The maximum upload size is 1MB.  
File name with any special characters and spaces are not permitted. Only hyphen and underscore

Date of RT-PCR Test Taken\*  
DD/MM/YYYY

 **PASSENGER ADVISORY** x

Passengers will have to undergo the mandatory Covid-19 Test on arrival in India. You can book it online to save time. On testing negative, the passenger will have to undergo Home-Quarantine for 7 days followed by a re-test on the 8th day. Visit the FAQ section for more details

**Air Suvidha Self Declaration Form To be Mandatorily Filled By All International Arriving Passengers to India -**

<https://www.newdelhairport.in/airsuvidha/apho-registration>



# AIR SUVIDHA | LAST 14 DAYS DROPDOWN

Details of the Countries visited in last 14 days?\*

Singapore, United Kingdom, United States

Venezuela

Viet Nam

Virgin Islands, British

Virgin Islands, U.s.

Wallis and Futuna

Western Sahara

Yemen

Zambia

Zimbabwe

- 1 +

th & Family Welfare

y wrong information and non-cooperation, I will be liable for punishable offence under the provisions of the **Indian**

agree to the [terms & conditions](#).

If paid RTPCR test on arrival as applicable to me as per the latest MOHFW guidelines.

Application to carry Red Band with 'H' for those arriving from 'at-risk' countries

# AIR SUVIDHA | DISTRICT-WISE MAPPING

Enter street/village name

Enter tehsil name

Final Destination State/Union Territories\*

Maharashtra

Final Destination District/City\*

Mumbai

Mumbai  
Mumbai Suburban  
Nagpur  
Nanded  
Nandurbar  
Nashik  
Osmanabad  
Palghar  
Parbhani  
Pune  
Raigad  
Ratnagiri  
Sangli  
Satara  
Sindhudurg  
Solapur  
Thane  
Wardha  
Washim  
Yavatmal

Final Destination Pincode\*

Enter pincode

Alternate Contact Number

+91 • Enter alternate contact number

Are you experiencing any of the following symptoms?\*

Ever

Yes

No



District wise dropdown for better filtration of the destination address

# AIR SUVIDHA | DESTINATION ADDRESS

City of Departure* Enter city of departure	First Airport of Entry* Select First Airport of Entry
First Airport of Entry State/Union Territories* Select final destination state/union territories	Final Destination - House Number* Enter house number
Final Destination Street/Village* Enter street/village name	Final Destination Tehsil Enter tehsil name
Final Destination State/Union Territories* Select state/union territories	Final Destination District/City* Select district/city
Final Destination Pincode* Enter pincode	Mobile Number* +91 Enter mobile number
Alternate Contact Number +91 Enter alternate contact number	Email ID* Enter email id

Filling-up of the destination address is mandatory for the passengers




# AIR SUVIDHA | MAHARASHTRA SPECIFIC COMMUNICATION

Upload Vaccination Certificate  
Upload file type PDF  
The maximum upload size is 1MB.  
File name with any special characters and spaces are not permitted. Only hyphen and underscore are permitted.

Date of Final Dose of Vaccination  
DD/MM/YYYY

City of Departure\*  
Enter city of departure

Mumbai Airport

 PASSENGER ADVISORY

As per the Maharashtra Govt. passengers will have to undergo the mandatory Covid-19 Test on arrival. On testing negative, the passenger will have to undergo the mandatory 7 days of institutional quarantine. [Click here](#) for more information.

Air Suvidha Self Declaration Form To be Mandatorily Filled By All International Arriving Passengers to India -

<https://www.newdelhairport.in/airsuvidha/apfo-registration>

# AIR SUVIDHA | SDF EDIT

## Modify Self Declaration Application

If you want to modify your travel details already filled in the Self Declaration Form, enter the following details to proceed:

(\* These fields are required)

Registration Number\*

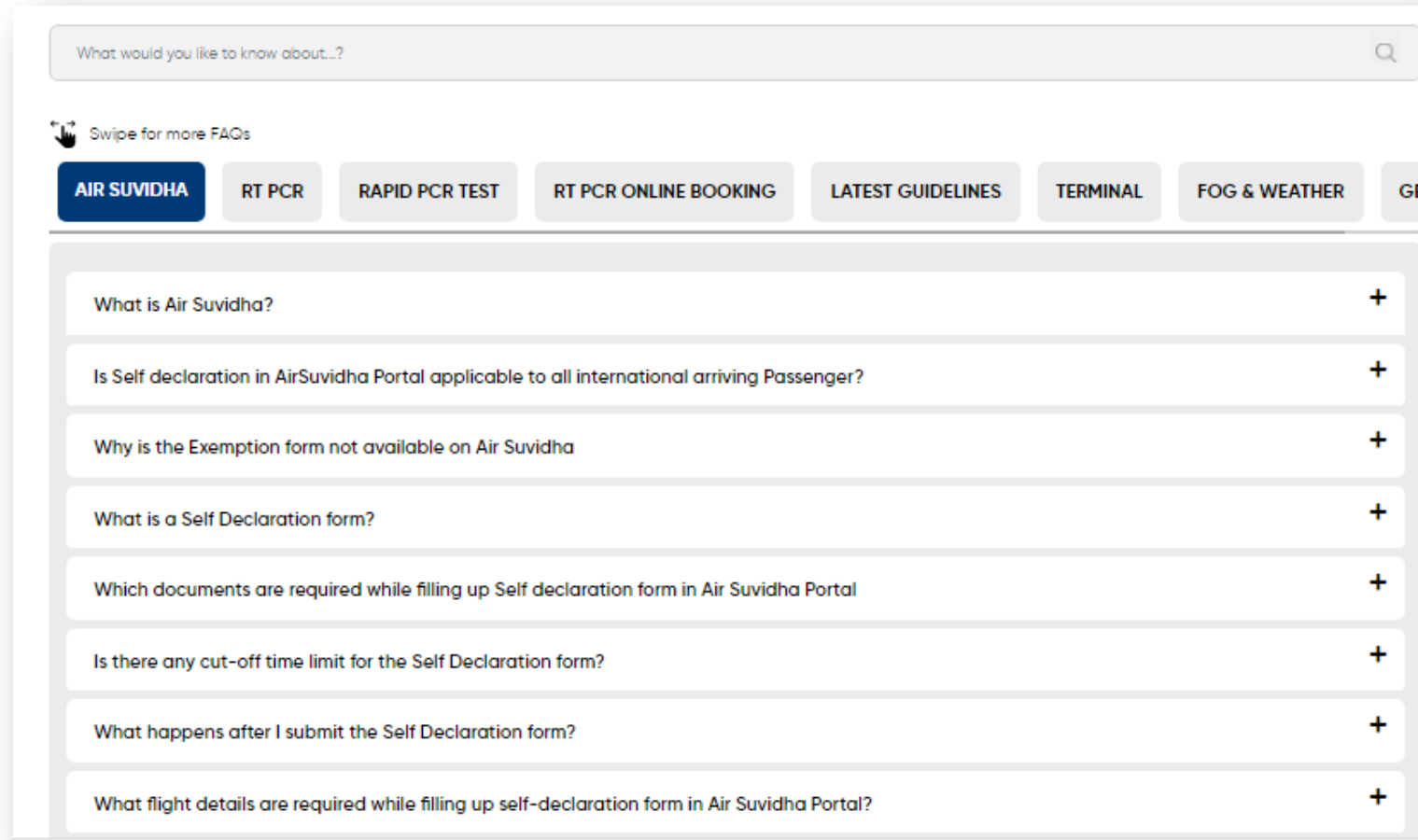
  
  

Passport Number*	Email ID*
<input type="text" value="Enter passport number"/>	<input type="text" value="Enter email id"/>

**SUBMIT**

Self Declaration form can be edited post submission

# AIR SUVIDHA | FAQs



Dedicated FAQs section - <https://www.newdelhairport.in/faq>


# AIR SUVIDHA | STATE LOG-IN

State	User Name
Andhra Pradesh	AndhraPradesh
Assam	Assam
Bihar	Bihar
Goa	Goa
Gujarat	Gujarat
Jammu & Kashmir	Jammu&Kashmir
Karnataka	Karnataka
Kerala	Kerala
Madhya Pradesh	MadhyaPradesh
Maharashtra	Maharashtra
New Delhi	NewDelhi
Odisha	Odisha
Punjab	Punjab
Rajasthan	Rajasthan
Tamil Nadu	TamilNadu
Telangana	Telangana
Uttar Pradesh	UttarPradesh
West Bengal	WestBengal
Tamil Nadu	Tamil
Chandigarh	chandigarh
Master-Moca	Moca
Master- Immigration	Immigration
Master-MoHF	MoHF

Created state wise log-in for MoHF, MoCA, Immigration, State-wise, and Chandigarh

# AIR SUVIDHA | DASHBAORD

STEP - 1



The screenshot shows a login interface for APHO Officials. At the top, there are logos for the Ministry of Civil Aviation and Air Suvidha. The main heading is "APHO Officials Login" with the subtitle "For international Passengers Self Reporting Form Review". Below this, there are two input fields: "Username" and "Password". At the bottom, there is an orange "LOGIN" button.

Log on to [Newdelhiairport.In/self-reporting-form/login.aspx](https://Newdelhiairport.In/self-reporting-form/login.aspx) and fill in with the ID and password.

**Please note** - To get the login credential or change the password, kindly do get in touch with [Sarbjit.Bhattacharjee@gmrgroup.in](mailto:Sarbjit.Bhattacharjee@gmrgroup.in) or 7406659116

# AIR SUVIDHA | DASHBAORD

## STEP - 2

Overall Count

Total Passengers in Black Category	558	Total Passengers in Yellow Category	1168264	Total Number of Applications	942601
------------------------------------	-----	-------------------------------------	---------	------------------------------	--------

Last Date of Arrival: 29/01/2022

Passengers in Black Category	15	Passengers in Yellow Category	24922	Number of Applications	19148
------------------------------	----	-------------------------------	-------	------------------------	-------

Sort by Arrival Date: 2021-12-01 | 2021-12-02

Search by Registration No. | Search by Name | Search by Phone Number | Search by Flight Number

First Airport of Entry: Select Airport | Final Destination State: Select State | Final Destination District/City: Select District/City | Search by Email | Search by Status: All | Search by Country Type: All

Include Co-Passengers

Search

Total Search Results: 24922

Export all entries: Export

S.No.	Registration No.	Name	Arriving from	First Airport of Entry State	First Airport of Entry	Flight Number	Seat Number	Date of Arrival	Created On	Status	VIEW
1	SR21130099127	GOURBITHAGI	SRI LANKA	NE/DELHI	DELHI AIRPORT	UK038	18A	2021/12/01	2021/11/01 07:28:58	Yellow	VIEW

View filtered Data – Search by Name, Phone Number, Flight Number etc.

Data filter via Final Destination District/City

All the unique SDF data will populate as above basis the filter applied

SDF data can be downloaded as an excel via the export function



Microsoft Excel Worksheet

View the exported file



# AIR SUVIDHA | DASHBAORD



## STEP - 3

The screenshot displays the 'New Delhi APHO Dashboard' interface. At the top left, there are logos for 'DELHI INTERNATIONAL AIRPORT' and 'GAR'. The top right corner contains links for 'Logout', 'Change password', and 'Reports'. A green banner at the top of the main content area displays the 'Application reference number-SR2109300577003'. Below this, a grey bar indicates 'Number of Passengers: 1' with 'Download' and 'Print' icons. The main content area is a table of passenger details:

Name	Date of Birth
SAURABH	07/12/1990
Flight Number	Seat Number
6E8247	A321
PNR Number	Nationality
	INDIA
Passport Number	Passport Copy
K1438786	<a href="#">Passport Copy View</a>
Date of Arrival	Country of Origin
30-11-2021	MALDIVES
Are you taking a connecting Domestic flight?	Domestic Connecting Flight
NO	

The user can view individual SDF – submitted by the passengers. This can be downloaded as a PDF or printed (same copy goes to the passenger).

# AIR SUVIDHA | FORM STATUS BASIS – ‘AT RISK’ AND NOT AT RISK



**Self Declaration form details for international arriving passengers**  
Applications are being accepted on behalf of the Ministry of Health and Family Welfare, Government of India

**H PASSENGER DETAILS**

Registration Number  
SR2110210566224

Name TESTING	Date of Birth 25/10/1990
Flight Number TESTIN	Seat Number F56
PNR Number TESTING	Nationality INDIA
Passport Number TESTING	Passport Copy Uploaded Yes
Date of Arrival 23/10/2021	Country of Origin UNITED KINGDOM
Are you taking a connecting Domestic flight? NO	Domestic Connecting Flight
RT-PCR Negative Certificate Uploaded Yes	Date of RT-PCR Test Taken -
Vaccination Certificate Uploaded No	Date of Final Dose of Vaccination -
City of Origin TESTING	First Airport of Entry CHENNAI AIRPORT

**High Risk Country –  
People need to go for mandatory test RT-PCR test**

**Self Declaration form details for international arriving passengers**  
Applications are being accepted on behalf of the Ministry of Health and Family Welfare, Government of India

**PASSENGER DETAILS**

Registration Number  
SR2110220599088

Name MUJEEZ ARSHAD	Date of Birth 25/06/1979
Flight Number IX814	Seat Number NIL
PNR Number	Nationality INDIA
Passport Number U0833769	Passport Copy Uploaded No
Date of Arrival 23/10/2021	Country of Origin UNITED ARAB EMIRATES
Are you taking a connecting Domestic flight? NO	Domestic Connecting Flight
RT-PCR Negative Certificate Uploaded Yes	Date of RT-PCR Test Taken -
Vaccination Certificate Uploaded No	Date of Final Dose of Vaccination -
City of Origin	First Airport of Entry

**Non High Risk Country –  
No mandatory test**

# AIR SUVIDHA | FORM STATUS – BLACK

## AirSuvidha Application form

Are you experiencing any of the following symptoms?		Are you suffering from	
Fever	<input type="radio"/> Yes <input checked="" type="radio"/> No	Diabetes	<input type="radio"/> Yes <input checked="" type="radio"/> No
Cough	<input type="radio"/> Yes <input checked="" type="radio"/> No	Hypertension	<input type="radio"/> Yes <input checked="" type="radio"/> No
Respiratory Distress	<input type="radio"/> Yes <input checked="" type="radio"/> No	Bronchial Asthma	<input type="radio"/> Yes <input checked="" type="radio"/> No
		Cancer	<input type="radio"/> Yes <input checked="" type="radio"/> No
		Under Immunosuppressive therapy	<input type="radio"/> Yes <input checked="" type="radio"/> No
		Post Transplant patients	<input type="radio"/> Yes <input checked="" type="radio"/> No

If the passenger selects the answer as 'Yes' for any of the symptoms, then the status in the dashboard would be of 'black' colour.

1

Passengers in Black Category	16	Passengers in Yellow Category	23868	Number of Applications	18409
------------------------------	----	-------------------------------	-------	------------------------	-------

Search by Registration No. Search by Name Search by Phone Number Search by Flight Number

Final Destination District/City Search by Email Search by Status Search by Country Type

Select District/City Black All

Search

S.No.	Registration No.	Name	Arriving from	First Airport of Entry State	First Airport of Entry	Flight Number	Seat Number	Date of Arrival	Created On	Status	VIEW
1	SR2111301026279	SHOURYA SHIV TEWARI	UNITED KINGDOM	NEW DELHI	DELHI AIRPORT	LH760	31F	2021/12/02	2021/11/30 21:08:56	Black	VIEW

Black status signifies passengers with one or more symptoms

In the dashboard, black category would reflect in '3 sections' of the overall dashboard.

# AIR SUVIDHA | FORM STATUS – YELLOW

## AirSuvidha Application form

Are you experiencing any of the following symptoms?

Fever  Yes  No

Cough  Yes  No

Respiratory Distress  Yes  No

Are you suffering from

Diabetes  Yes  No

Hypertension  Yes  No

Bronchial Asthma  Yes  No

Cancer  Yes  No

Under Immunosuppressive therapy  Yes  No

Post Transplant patients  Yes  No

If the passenger selects the answer as 'No' for any of the symptoms, then the status in the dashboard would be of 'Yellow' colour.

1

Passengers in Black Category 16

Passengers in Yellow Category 23868

Number of Applications 18409

Search by Registration No. Search by Name Search by Phone Number Search by Flight Number

Final Destination District/City Search by Email Search by Status Search by Country Type

Select District/City Yellow All

2

Search

3

S.No.	Registration No.	Name	Arriving from	First Airport of Entry State	First Airport of Entry	Flight Number	Seat Number	Date of Arrival	Created On	Status	
1	SR210020039743	KAMAL SINGH	ALBANIA	NEW DELHI	DELHI AIRPORT	F21054	F21	2021/12/02	2021/10/02 15:32:07	Yellow	VIEW

Yellow status signifies passengers with no symptoms

In the dashboard, yellow category would reflect in '3 sections' of the overall dashboard.

# AIR SUVIDHA | DASHBAORD

Below is the view of the excel, once it is downloaded

SINo	registratic name	dateofbirt	flight_number	seat_num	pnr_num	nationalit	passport	passport_date_of_a	country_or	ptpcr_cop
1	SR211115(ASTHA KH	22/06/19	LH760	NA	NE9WGA	INDIA	M7332141	M7332141	28/11/202	HUNGARY M7332141
2	SR211125(KASHYAP	10/07/19	LH760	NA		SWEDEN	97919051	97919051	28/11/202	SWEDEN 97919051
3	SR211125(KHYATI KA	06/03/19	LH760	NA		SWEDEN	35295577	35295577	28/11/202	SWEDEN 35295577
4	SR211125(AARAVI D	05/05/20	LH760	NA		SWEDEN	35304522	35304522	28/11/202	SWEDEN 35304522
5	SR211125(RAJNISH D	29/07/19	LH760	38A		UNITED S	59774245	59774245	28/11/202	UNITED S159774245
6	SR211125(PRADEEPK	27/07/19	LH760	20A		UNITED S	64091434	64091434	28/11/202	UNITED S164091434
7	SR211125(NINA PATI	07/05/19	LH760	20B		UNITED S	56324891	56324891	28/11/202	UNITED S156324891
8	SR211125(CHAITANY	11/04/19	LH760	8A		INDIA	Z4567798		28/11/202	UNITED S124567798
9	SR211125(DA GAMA	03/06/19	LH760	86C	QFNY92	SPAIN	PAH57256	PAH57256	28/11/202	SPAIN PAH57256
10	SR211125(SAROJ KUI	15/03/19	LH760	00	VD8Z8V	INDIA	Z2272429	Z2272429	28/11/202	FINLAND Z2272429
11	SR211125(AMARIND	19/01/19	LH760	9	UMTQ9Z	GERMANY	C1TT5704	C1TT5704	28/11/202	GERMANY C1TT5704
12	SR211125(HIRDEJOT	08/10/19	LH760	9	UMTQ9Z	GERMANY	C1TT2XXV	C1TT2XXV	28/11/202	GERMANY C1TT2XXV
13	SR211125(AMIT	10/05/19	LH760	NO		INDIA	P4649302	P4649302	28/11/202	AUSTRIA P4649302
14	SR211125(MANOJ CH	18/03/19	LH760	7C	3EF2CS	INDIA	L1226202	L1226202	28/11/202	UNITED S1L1226202
15	SR211125(SHIVAM C	15/02/20	LH760	7A	3EF2CS	UNITED S	65008161	65008161	28/11/202	UNITED S165008161
16	SR211125(SANDEEP	10/08/19	LH760	39	M38P5P	INDIA	Z2950954	Z2950954	28/11/202	GERMANY Z2950954
17	SR211125(KAIRVI CH	01/08/20	LH760	39	M38P5P	INDIA	T5625027	T5625027	28/11/202	GERMANY T5625027
18	SR211125(NAVEEN K	14/07/19	LH760	NA		INDIA	U0249174	U0249174	28/11/202	GERMANY U0249174
19	SR211125(KARAN SIN	27/06/19	LH760	NA	3KTUMT	INDIA	M1408112	M1408112	28/11/202	CANADA M1408112
20	SR211125(AMITABH	02/11/19	LH760	27C	PYIEA6	INDIA	Z5674127	Z5674127	28/11/202	POLAND Z5674127
21	SR211125(ELITE DAS	15/12/19	LH760	27A	Q7ESJO	INDIA	M771333	M771333	28/11/202	POLAND M771333



Microsoft Excel  
Worksheet

Click on the excel file to view the data

Once the data is downloaded, we can apply filters to segregate data

## How to apply filter?

- Select any cell within the range.
- Select Data > Filter.

**THANK YOU**

