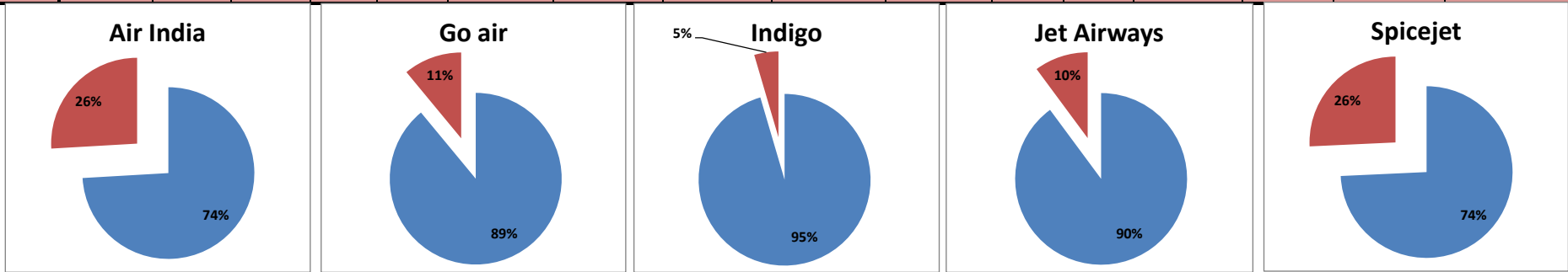


Airport Name :- DELHI INTERNATIONAL AIRPORT PVT LIMITED. - Nov'14{Departure}

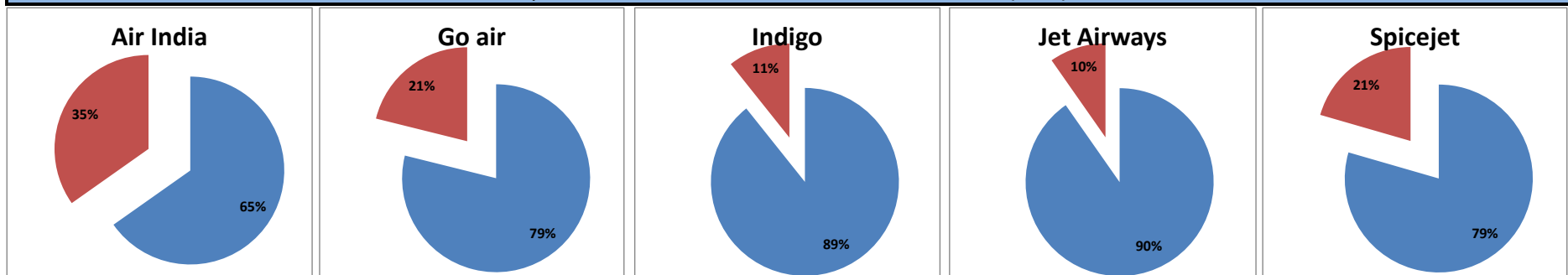
Airline	Total Departures	Flights ontime (STD +/- 15 Min)	Flights Delayed (STD +/- 15 Min)	% On time	% delayed	Airline					Airport		Weather		ATC	Miscellaneous
						Passenger & baggage handling (IATA CODES 11-18)	Aircraft & Ramp Handling (IATA CODES 31-39)	Technical, automated equipment failure(IATA CODES 41-48)	Operations , crew(IATA CODES 61-69)	Reactionary reasons (IATA CODES 91-97)	Airport Facilites (IATA CODES - 87,89)	Airport Security (IATA CODES 85)	Destination airport below minima (IATA CODES 72)	Departure aerodrome Below minima (IATA CODES 71)	ATFM(IATA CODES 81-84)	IATA CODE-99
AI	1763	1306	457	74%	26%	32	4	24	106	256	0	2	12	0	1	20
G8	837	745	92	89%	11%	0	0	10	0	79	0	0	3	0	0	0
6E	2724	2600	124	95%	5%	2	1	4	13	71	0	3	23	0	0	7
9W&S2	2014	1810	204	90%	10%	4	1	16	16	166	0	0	1	0	0	0
SG	1189	883	306	74%	26%	3	1	125	11	165	0	0	1	0	0	0
Total	8527	7344	1183	86%	14%	41	7	179	146	737	0	5	40	0	1	27



On time percentage

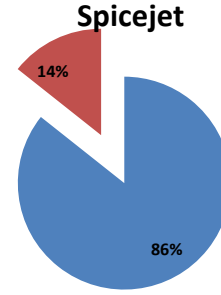
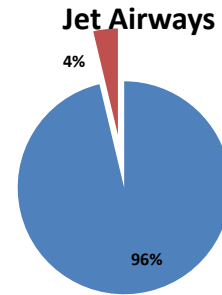
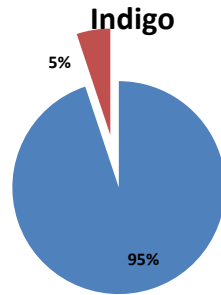
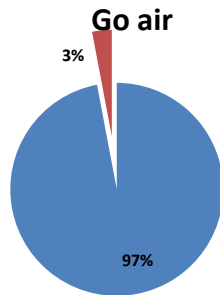
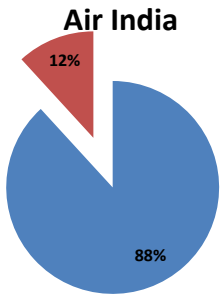
Delay percentage

Airport Name :- DELHI INTERNATIONAL AIRPORT PVT LIMITED. -Nov'14{Arrival}



Airport Name :- DELHI INTERNATIONAL AIRPORT PVT LIMITED. - Nov'14(Period :- 0300-0859) - {Departure}

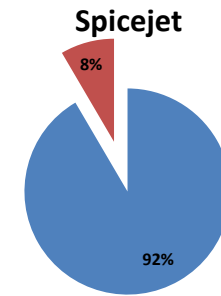
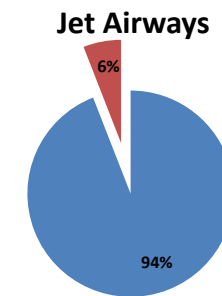
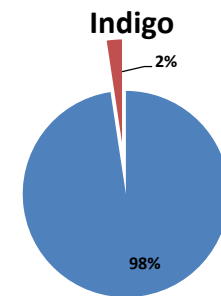
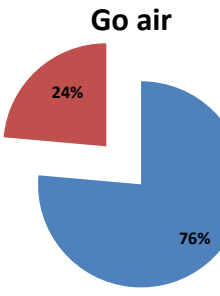
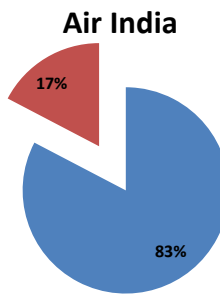
Airline	Total Departures	Flights ontime (STD +/- 15 Min)	Flights Delayed (STD +/- 15 Min)	% On time	% delayed	Airline					Airport		Weather		ATC	Miscellaneous
						Passenger & baggage handling (IATA CODES 11-18)	Aircraft & Ramp Handling (IATA CODES 31-39)	Technical, automated equipment failure(IATA CODES 41-48)	Operations , crew(IATA CODES 61-69)	Reactionary reasons (IATA CODES 91-97)	Airport Facilites (IATA CODES - 87,89)	Airport Security (IATA CODES 85)	Destination airport below minima (IATA CODES 72)	Departure aerodrome Below minima (IATA CODES 71)	ATFM(IATA CODES 81-84)	IATA CODE-99
AI	432	381	51	88%	12%	10	1	6	18	9	0	0	7	0	0	0
G8	269	261	8	97%	3%	0	0	3	0	3	0	0	2	0	0	0
6E	783	743	40	95%	5%	0	0	2	11	1	0	1	21	0	0	4
9W&S2	402	387	15	96%	4%	0	0	5	5	5	0	0	0	0	0	0
SG	300	257	43	86%	14%	1	0	25	3	13	0	0	1	0	0	0
Total	2186	2029	157	93%	7%	11	1	41	37	31	0	1	31	0	0	4



On time percentage

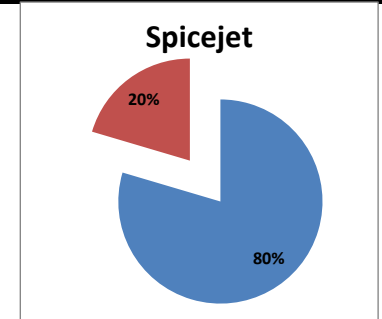
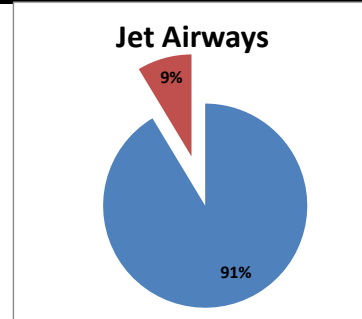
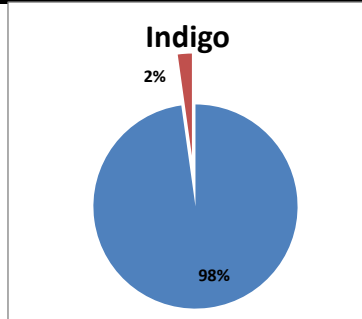
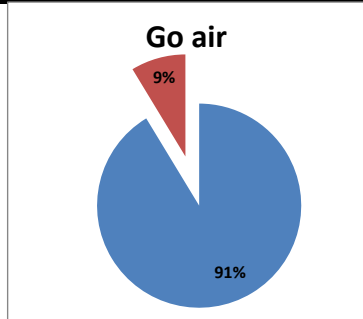
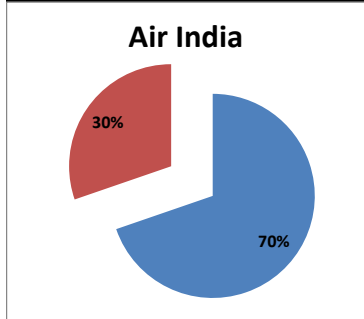
Delay percentage

Airport Name :- DELHI INTERNATIONAL AIRPORT PVT LIMITED. - Nov'14(Period :- 0300-0859) - {Arrival}



Airport Name :- DELHI INTERNATIONAL AIRPORT PVT LIMITED. -Nov'14(Period :- 0900-1459) - {Departure}

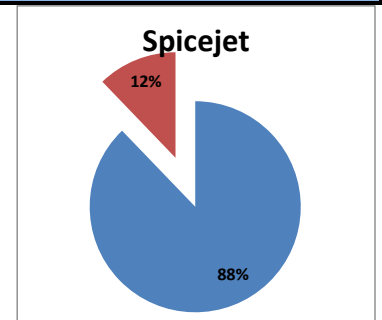
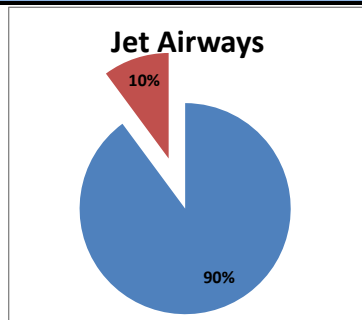
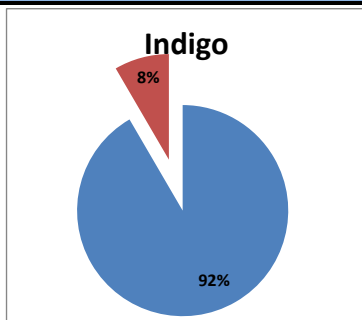
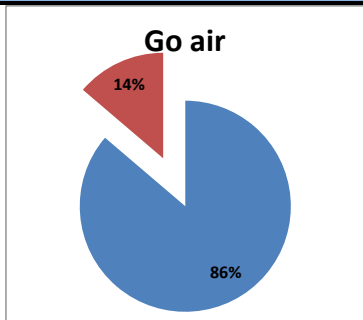
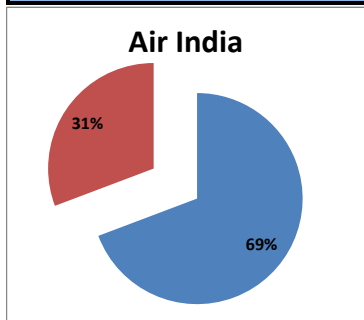
Airline	Total Departures	Flights ontime (STD +/- 15 Min)	Flights Delayed (STD +/- 15 Min)	% On time	% delayed	Airline					Airport		Weather		ATC	Miscellaneous
						Passenger & baggage handling (IATA CODES 11-18)	Aircraft & Ramp Handling (IATA CODES 31-39)	Technical, automated equipment failure(IATA CODES 41-48)	Operations , crew(IATA CODES 61-69)	Reactionary reasons (IATA CODES 91-97)	Airport Facilites (IATA CODES - 87,89)	Airport Security (IATA CODES 85)	Destination airport below minima (IATA CODES 72)	Departure aerodrome Below minima (IATA CODES 71)	ATFM(IATA CODES 81-84)	IATA CODE-99
AI	720	502	218	70%	30%	15	1	13	58	105	0	1	5	0	1	19
G8	242	221	21	91%	9%	0	0	2	0	18	0	0	1	0	0	0
6E	946	925	21	98%	2%	0	0	1	2	16	0	0	2	0	0	0
9W&S2	764	698	66	91%	9%	3	1	3	3	55	0	0	1	0	0	0
SG	382	304	78	80%	20%	2	1	40	2	33	0	0	0	0	0	0
Total	3054	2650	404	87%	13%	20	3	59	65	227	0	1	9	0	1	19



On time percentage

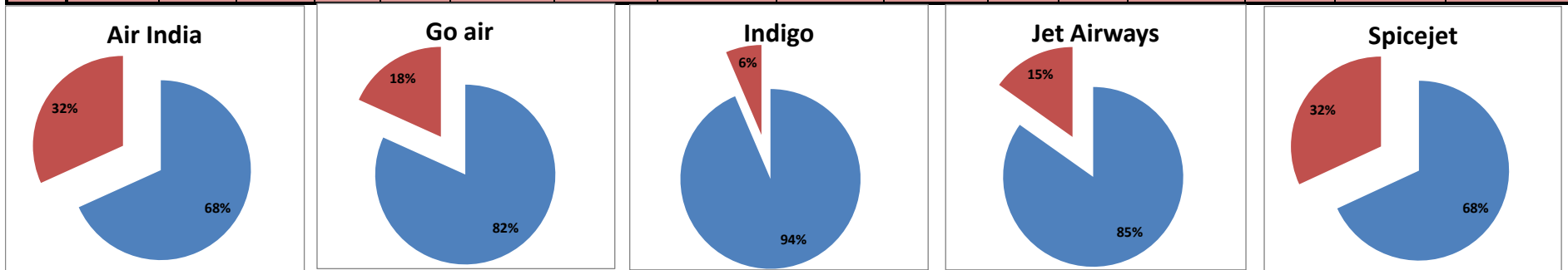
Delay percentage

Airport Name :- DELHI INTERNATIONAL AIRPORT PVT LIMITED. - Nov'14(Period :- 0900-1459) - {Arrival}



Airport Name :- DELHI INTERNATIONAL AIRPORT PVT LIMITED. - Nov'14(Period :- 1500-2059) - {Departure}

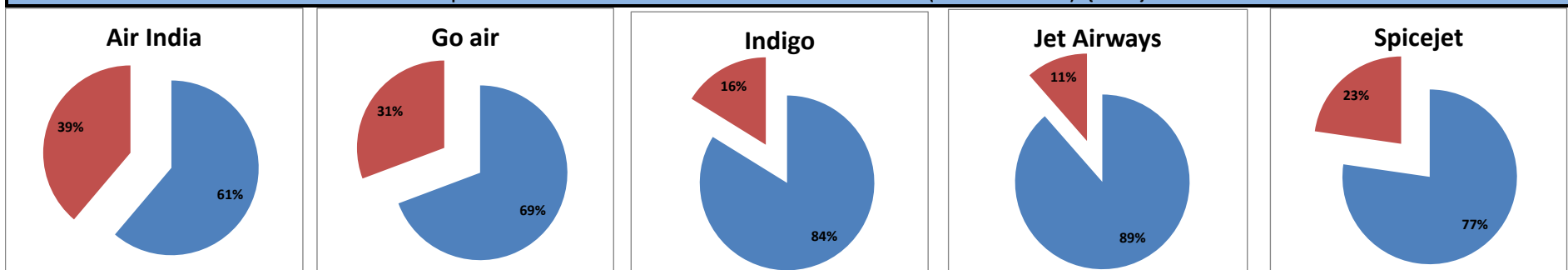
Airline	Total Departures	Flights ontime (STD +/- 15 Min)	Flights Delayed (STD +/- 15 Min)	% On time	% delayed	Airline					Airport		Weather		ATC	Miscellaneous	
						Passenger & baggage handling (IATA CODES 11-18)	Aircraft & Ramp Handling (IATA CODES 31-39)	Technical, automated equipment failure(IATA CODES 41-48)	Operations , crew(IATA CODES 61-69)	Reactionary reasons (IATA CODES 91-97)	Airport Facilites (IATA CODES - 87,89)	Airport Security (IATA CODES 85)	Destination airport below minima (IATA CODES 72)	Departure aerodrome Below minima (IATA CODES 71)	ATFM(IATA CODES 81-84)	IATA CODE-99	
AI	576	393	183	68%	32%	7	2	4	30	139	0	0	0	0	0	0	1
G8	296	242	54	82%	18%	0	0	5	0	49	0	0	0	0	0	0	0
6E	965	903	62	94%	6%	2	1	1	0	53	0	2	0	0	0	0	3
9W&S2	791	671	120	85%	15%	1	0	8	8	103	0	0	0	0	0	0	0
SG	398	271	127	68%	32%	0	0	34	5	88	0	0	0	0	0	0	0
Total	3026	2480	546	82%	18%	10	3	52	43	432	0	2	0	0	0	0	4



On time percentage

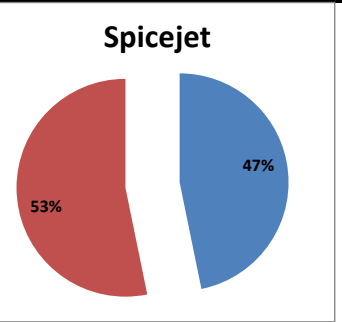
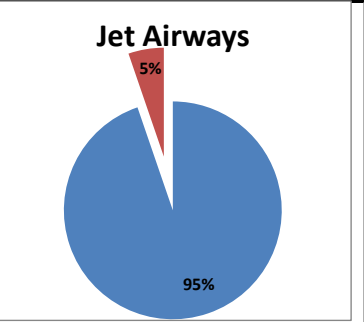
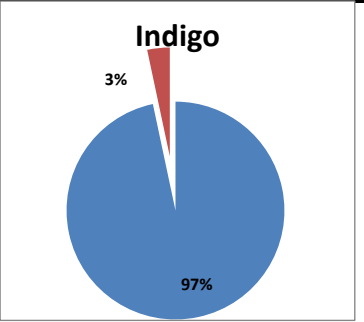
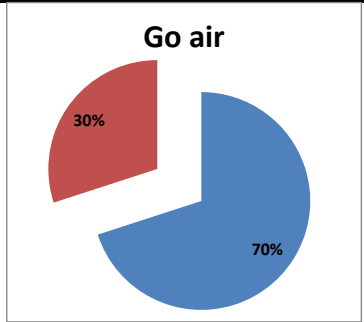
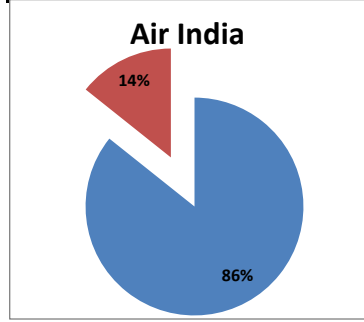
Delay percentage

Airport Name :- DELHI INTERNATIONAL AIRPORT PVT LIMITED. - Nov'14(Period :- 1500-2059) - {Arrival}



Airport Name :- DELHI INTERNATIONAL AIRPORT PVT LIMITED. - Nov'14(Period :- 2100-0259) - {Departure}

Airline	Total Departures	Flights ontime (STD +/- 15 Min)	Flights Delayed (STD +/- 15 Min)	% On time	% delayed	Airline					Airport		Weather		ATC	Miscellaneous
						Passenger & baggage handling (IATA CODES 11-18)	Aircraft & Ramp Handling (IATA CODES 31-39)	Technical, automated equipment failure(IATA CODES 41-48)	Operations , crew(IATA CODES 61-69)	Reactionary reasons (IATA CODES 91-97)	Airport Facilites (IATA CODES - 87,89)	Airport Security (IATA CODES 85)	Destination airport below minima (IATA CODES 72)	Departure aerodrome Below minima (IATA CODES 71)	ATFM(IATA CODES 81-84)	IATA CODE-99
AI	35	30	5	86%	14%	0	0	1	0	3	0	1	0	0	0	0
G8	30	21	9	70%	30%	0	0	0	0	9	0	0	0	0	0	0
6E	30	29	1	97%	3%	0	0	0	0	1	0	0	0	0	0	0
9W&S2	57	54	3	95%	5%	0	0	0	0	3	0	0	0	0	0	0
SG	109	51	58	47%	53%	0	0	26	1	31	0	0	0	0	0	0
Total	261	185	76	71%	29%	0	0	27	1	47	0	1	0	0	0	0



On time percentage

Delay percentage

Airport Name :- DELHI INTERNATIONAL AIRPORT PVT LIMITED. - Nov'14(Period :- 2100-0259) - {Arrival}

