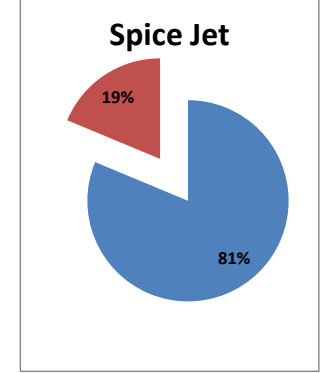
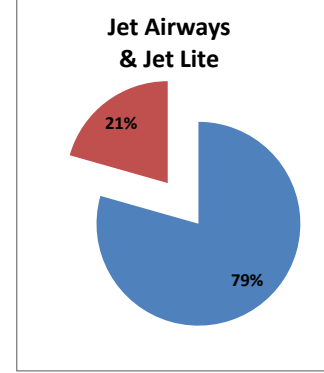
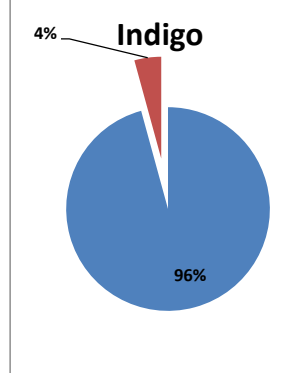
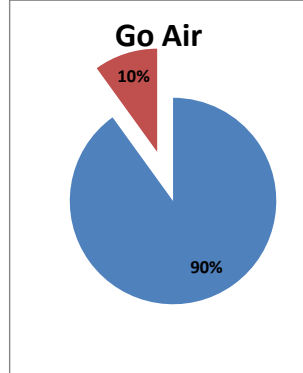
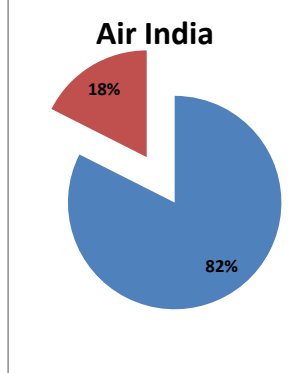


**Airport Name :- DELHI INTERNATIONAL AIRPORT PVT LIMITED. - Mar'13**

Airline	Total Departures	Flights ontime (STD +/- 15 Min)	Flights Delayed (STD +/- 15 Min)	% On time	% delayed	Airline					Airport		Weather		ATC	Miscellaneous
						Passenger & baggage handling (IATA CODES 11-18)	Aircraft & Ramp Handling (IATA CODES 31-39)	Technical, automated equipment failure(IATA CODES 41-48)	Operations, crew(IATA CODES 61-69)	Reactionary reasons (IATA CODES 91-97)	Airport Facilities (IATA CODES - 87,89)	Airport Security (IATA CODES 85)	Destination airport below minima (IATA CODES 72)	Departure aerodrome Below minima (IATA CODES 71)	ATFM(IATA CODES 81-84)	IATA CODE-99
AI	1851	1526	325	82%	18%	10	5	25	104	158	8	0	5	2	4	4
G8	753	678	75	90%	10%	0	0	1	29	43	0	0	0	1	1	0
6E	2068	1980	88	96%	4%	0	0	2	7	60	2	0	0	0	3	14
9W&S2	1874	1488	386	79%	21%	1	1	12	61	289	10	0	8	0	3	1
SG	1699	1381	318	81%	19%	2	0	101	69	122	0	1	9	1	4	9
<b>Total</b>	<b>8245</b>	<b>7053</b>	<b>1192</b>	<b>86%</b>	<b>14%</b>	<b>13</b>	<b>6</b>	<b>141</b>	<b>270</b>	<b>672</b>	<b>20</b>	<b>1</b>	<b>22</b>	<b>4</b>	<b>15</b>	<b>28</b>

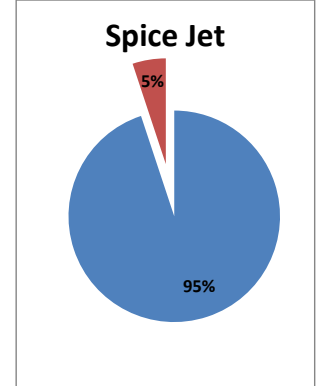
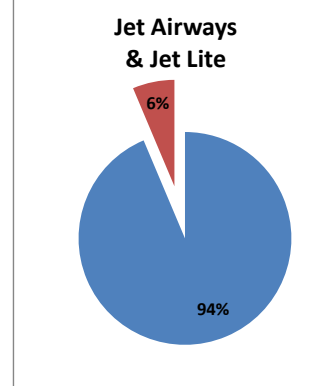
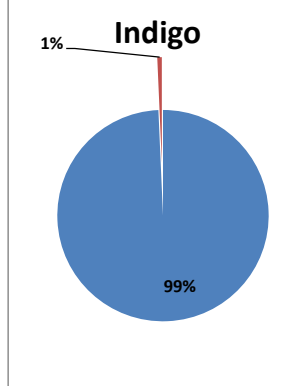
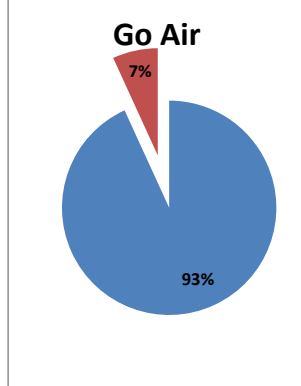
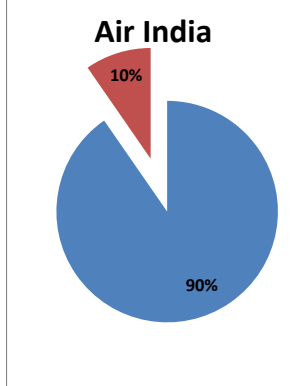


**On time percentage**

**Delayed percentage**

**Airport Name :- DELHI INTERNATIONAL AIRPORT PVT LIMITED. - Mar'13(Period :- 0300-0859)**

Airline	Total Departures	Flights ontime (STD +/- 15 Min)	Flights Delayed (STD +/- 15 Min)	% On time	% delayed	Airline					Airport		Weather		ATC	Miscellaneous
						Passenger & baggage handling (IATA CODES 11-18)	Aircraft & Ramp Handling (IATA CODES 31-39)	Technical, automated equipment failure(IATA CODES 41-48)	Operations, crew(IATA CODES 61-69)	Reactionary reasons (IATA CODES 91-97)	Airport Facilites (IATA CODES - 87,89)	Airport Security (IATA CODES 85)	Destination airport below minima (IATA CODES 72)	Departure aerodrome Below minima (IATA CODES 71)	ATFM(IATA CODES 81-84)	IATA CODE-99
AI	498	450	48	90%	10%	4	3	8	21	5	0	0	3	1	1	2
G8	249	232	17	93%	7%	0	0	1	14	1	0	0	0	1	0	0
6E	576	572	4	99%	1%	0	0	1	0	2	1	0	0	0	0	0
9W&S2	456	427	29	94%	6%	0	0	3	3	12	1	0	8	0	1	1
SG	491	466	25	95%	5%	0	0	9	4	0	0	0	9	1	1	1
<b>Total</b>	<b>2270</b>	<b>2147</b>	<b>123</b>	<b>95%</b>	<b>5%</b>	<b>4</b>	<b>3</b>	<b>22</b>	<b>42</b>	<b>20</b>	<b>2</b>	<b>0</b>	<b>20</b>	<b>3</b>	<b>3</b>	<b>4</b>

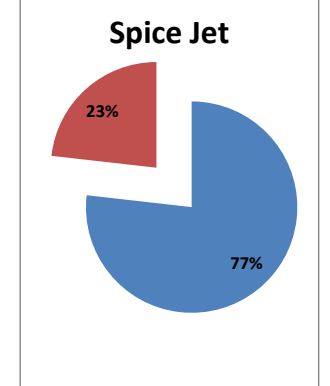
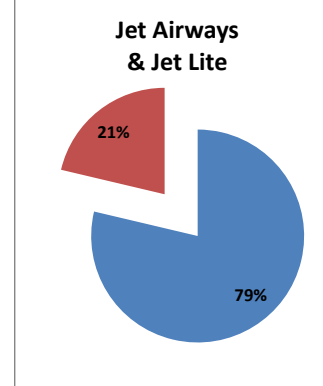
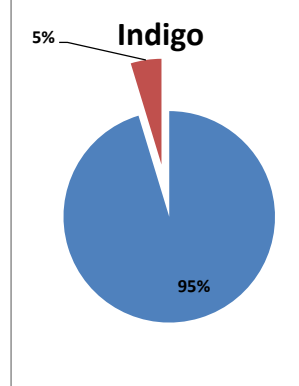
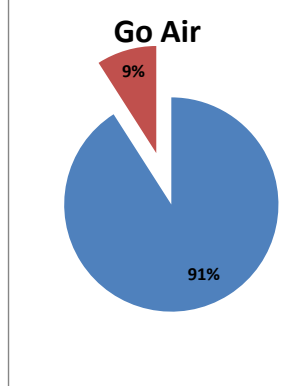
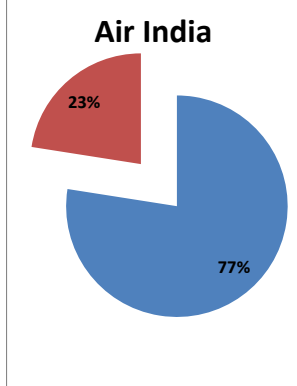


**On time percentage**

**Delayed percentage**

**Airport Name :- DELHI INTERNATIONAL AIRPORT PVT LIMITED. - Mar'13(Period :- 0900-1459)**

Airline	Total Departures	Flights ontime (STD +/- 15 Min)	Flights Delayed (STD +/- 15 Min)	% On time	% delayed	Airline					Airport		Weather		ATC	Miscellaneous
						Passenger & baggage handling (IATA CODES 11-18)	Aircraft & Ramp Handling (IATA CODES 31-39)	Technical, automated equipment failure(IATA CODES 41-48)	Operations , crew(IATA CODES 61-69)	Reactionary reasons (IATA CODES 91-97)	Airport Facilites (IATA CODES - 87,89)	Airport Security (IATA CODES 85)	Destination airport below minima (IATA CODES 72)	Departure aerodrome Below minima (IATA CODES 71)	ATFM(IATA CODES 81-84)	IATA CODE-99
AI	746	578	168	77%	23%	2	2	11	47	91	8	0	2	0	3	2
G8	265	241	24	91%	9%	0	0	0	8	15	0	0	0	0	1	0
6E	724	690	34	95%	5%	0	0	0	2	15	1	0	0	0	3	13
9W&S2	751	591	160	79%	21%	0	0	4	18	127	9	0	0	0	2	0
SG	586	450	136	77%	23%	1	0	47	33	45	0	0	0	0	2	8
<b>Total</b>	<b>3072</b>	<b>2550</b>	<b>522</b>	<b>83%</b>	<b>17%</b>	<b>3</b>	<b>2</b>	<b>62</b>	<b>108</b>	<b>293</b>	<b>18</b>	<b>0</b>	<b>2</b>	<b>0</b>	<b>11</b>	<b>23</b>

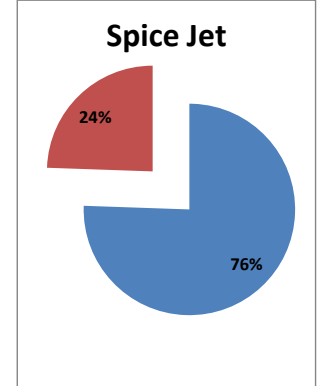
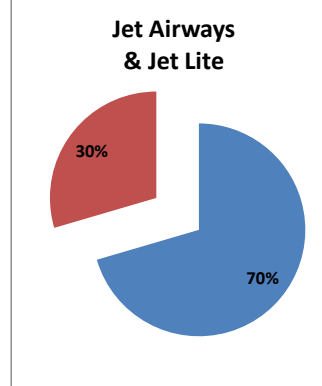
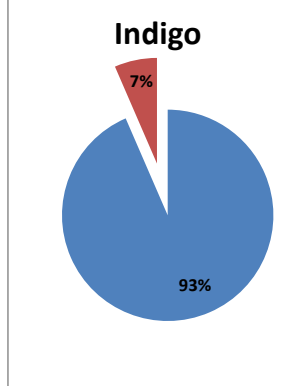
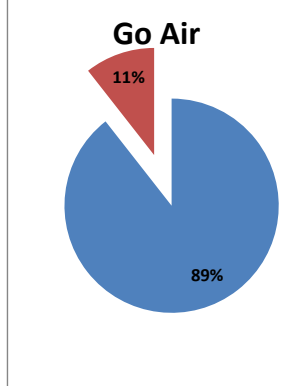
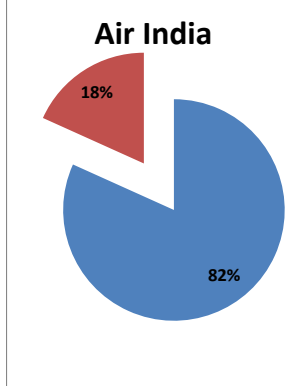


**On time percentage**

**Delayed percentage**

**Airport Name :- DELHI INTERNATIONAL AIRPORT PVT LIMITED. - Mar'13(Period :- 1500-2059)**

Airline	Total Departures	Flights ontime (STD +/- 15 Min)	Flights Delayed (STD +/- 15 Min)	% On time	% delayed	Airline					Airport		Weather		ATC	Miscellaneous
						Passenger & baggage handling (IATA CODES 11-18)	Aircraft & Ramp Handling (IATA CODES 31-39)	Technical, automated equipment failure(IATA CODES 41-48)	Operations , crew(IATA CODES 61-69)	Reactionary reasons (IATA CODES 91-97)	Airport Facilites (IATA CODES - 87,89)	Airport Security (IATA CODES 85)	Destination airport below minima (IATA CODES 72)	Departure aerodrome Below minima (IATA CODES 71)	ATFM(IATA CODES 81-84)	IATA CODE-99
AI	575	470	105	82%	18%	4	0	6	36	58	0	0	0	1	0	0
G8	208	186	22	89%	11%	0	0	0	5	17	0	0	0	0	0	0
6E	768	718	50	93%	7%	0	0	1	5	43	0	0	0	0	0	1
9W&S2	667	470	197	70%	30%	1	1	5	40	150	0	0	0	0	0	0
SG	589	445	144	76%	24%	1	0	44	28	69	0	1	0	0	1	0
<b>Total</b>	<b>2807</b>	<b>2289</b>	<b>518</b>	<b>82%</b>	<b>18%</b>	<b>6</b>	<b>1</b>	<b>56</b>	<b>114</b>	<b>337</b>	<b>0</b>	<b>1</b>	<b>0</b>	<b>1</b>	<b>1</b>	<b>1</b>

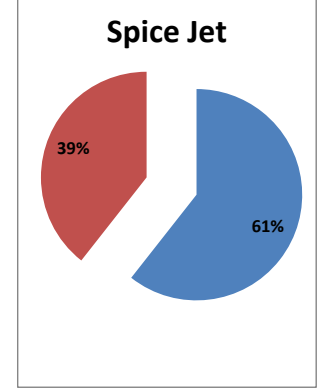
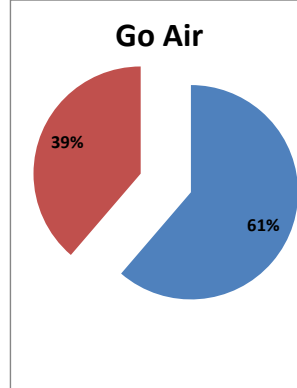
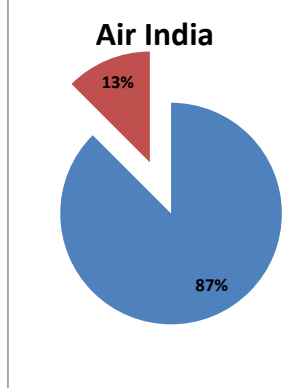


**On time percentage**

**Delayed percentage**

**Airport Name :- DELHI INTERNATIONAL AIRPORT PVT LIMITED. - Mar'13(Period :- 2100-0259)**

Airline	Total Departures	Flights ontime (STD +/- 15 Min)	Flights Delayed (STD +/- 15 Min)	% On time	% delayed	Airline					Airport		Weather		ATC	Miscellaneous
						Passenger & baggage handling (IATA CODES 11-18)	Aircraft & Ramp Handling (IATA CODES 31-39)	Technical, automated equipment failure(IATA CODES 41-48)	Operations, crew(IATA CODES 61-69)	Reactionary reasons (IATA CODES 91-97)	Airport Facilities (IATA CODES - 87,89)	Airport Security (IATA CODES 85)	Destination airport below minima (IATA CODES 72)	Departure aerodrome Below minima (IATA CODES 71)	ATFM(IATA CODES 81-84)	IATA CODE-99
AI	32	28	4	88%	13%	0	0	0	0	4	0	0	0	0	0	0
G8	31	19	12	61%	39%	0	0	0	2	10	0	0	0	0	0	0
6E	0	0	0	0%	0%	0	0	0	0	0	0	0	0	0	0	0
9W&S2	0	0	0	0%	0%	0	0	0	0	0	0	0	0	0	0	0
SG	33	20	13	61%	39%	0	0	1	4	8	0	0	0	0	0	0
<b>Total</b>	<b>96</b>	<b>67</b>	<b>29</b>	<b>70%</b>	<b>30%</b>	<b>0</b>	<b>0</b>	<b>1</b>	<b>6</b>	<b>22</b>	<b>0</b>	<b>0</b>	<b>0</b>	<b>0</b>	<b>0</b>	<b>0</b>



**On time percentage**

**Delayed percentage**