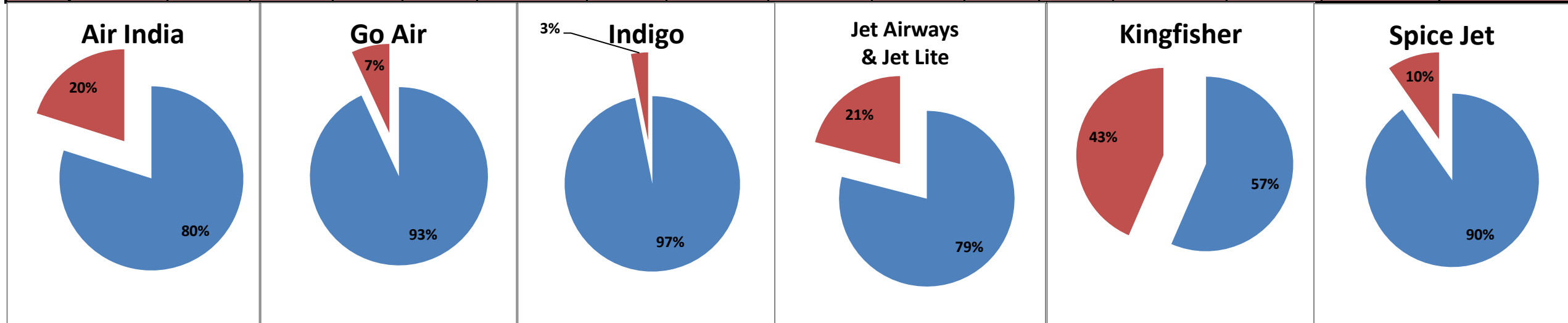


**Airport Name :- DELHI INTERNATIONAL AIRPORT PVT LIMITED. - Mar'12**

Airline	Total Departures	Flights ontime (STD +/- 15 Min)	Flights Delayed (STD +/- 15 Min)	% On time	% delayed	Airline					Airport		Weather		ATC	Miscellaneous
						Passenger & baggage handling (IATA CODES 11-18)	Aircraft & Ramp Handling (IATA CODES 31-39)	Technical, automated equipment failure(IATA CODES 41-48)	Operations , crew(IATA CODES 61-69)	Reactinary reasons (IATA CODES 91-96)	Airport Facilites (IATA CODES - 87,89)	Airport Security (IATA CODES 85)	Destination airport below minima (IATA CODES 72)	Departure aerodrome Below minima (IATA CODES 71)	ATFM(IATA CODES 81-84)	IATA CODE-99
AI	1871	1495	376	80%	20%	16	2	20	115	208	0	2	12	0	0	1
G8	766	713	53	93%	7%	0	1	0	21	26	0	0	5	0	0	0
6E	1748	1693	55	97%	3%	1	0	1	1	51	0	0	1	0	0	0
9W&S2	2139	1690	449	79%	21%	5	0	10	49	373	0	0	9	0	1	2
IT	844	477	367	57%	43%	1	13	10	180	148	0	0	4	0	0	11
SG	1217	1098	119	90%	10%	0	0	40	8	66	3	1	1	0	0	0
<b>Total</b>	<b>8585</b>	<b>7166</b>	<b>1419</b>	<b>83%</b>	<b>17%</b>	<b>23</b>	<b>16</b>	<b>81</b>	<b>374</b>	<b>872</b>	<b>3</b>	<b>3</b>	<b>32</b>	<b>0</b>	<b>1</b>	<b>14</b>

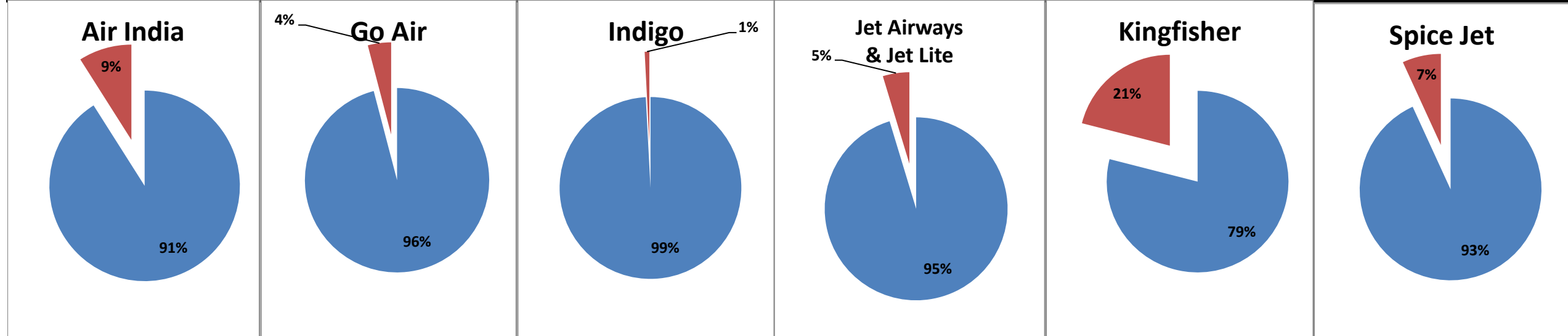


**On time percentage**

**Delayed percentage**

**Airport Name :- DELHI INTERNATIONAL AIRPORT PVT LIMITED. - Mar'12(Period :- 0300-0859)**

Airline	Total Departures	Flights ontime (STD +/- 15 Min)	Flights Delayed (STD +/- 15 Min)	% On time	% delayed	Airline					Airport		Weather		ATC	Miscellaneous
						Passenger & baggage handling (IATA CODES 11-18)	Aircraft & Ramp Handling (IATA CODES 31-39)	Technical, automated equipment failure(IATA CODES 41-48)	Operations , crew(IATA CODES 61-69)	Reactinary reasons (IATA CODES 91-96)	Airport Facilites (IATA CODES - 87,89)	Airport Security (IATA CODES 85)	Destination airport below minima (IATA CODES 72)	Departure aerodrome Below minima (IATA CODES 71)	ATFM(IATA CODES 81-84)	IATA CODE-99
AI	533	485	48	91%	9%	1	0	6	32	3	0	0	6	0	0	0
G8	245	235	10	96%	4%	0	0	0	5	0	0	0	5	0	0	0
6E	485	481	4	99%	1%	1	0	1	0	1	0	0	1	0	0	0
9W&S2	533	508	25	95%	5%	2	0	1	8	10	0	0	3	0	0	1
IT	176	139	37	79%	21%	1	0	4	18	7	0	0	3	0	0	4
SG	321	299	22	93%	7%	0	0	16	1	0	3	1	1	0	0	0
<b>Total</b>	<b>2293</b>	<b>2147</b>	<b>146</b>	<b>94%</b>	<b>6%</b>	<b>5</b>	<b>0</b>	<b>28</b>	<b>64</b>	<b>21</b>	<b>3</b>	<b>1</b>	<b>19</b>	<b>0</b>	<b>0</b>	<b>5</b>

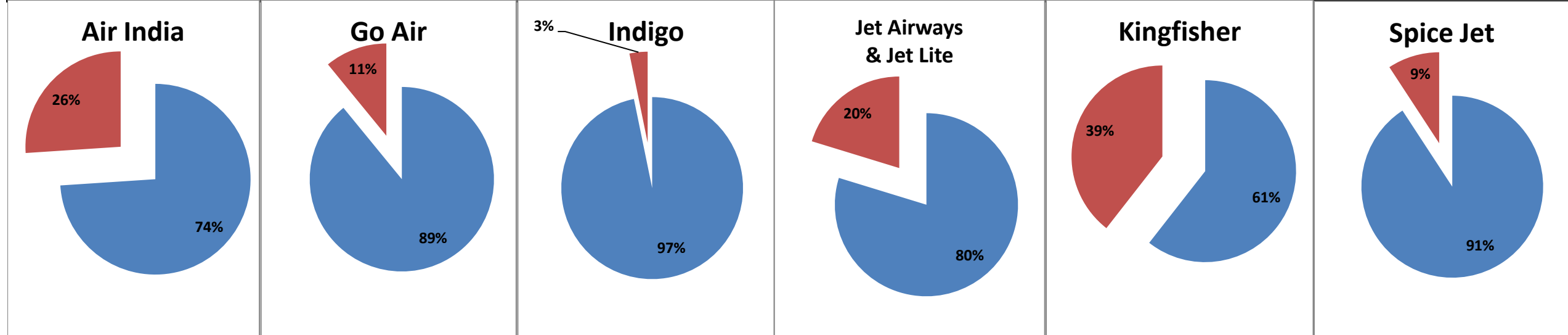


**On time percentage**

**Delayed percentage**

**Airport Name :- DELHI INTERNATIONAL AIRPORT PVT LIMITED. - Mar'12(Period :- 0900-1459)**

Airline	Total Departures	Flights ontime (STD +/- 15 Min)	Flights Delayed (STD +/- 15 Min)	% On time	% delayed	Airline					Airport		Weather		ATC	Miscellaneous
						Passenger & baggage handling (IATA CODES 11-18)	Aircraft & Ramp Handling (IATA CODES 31-39)	Technical, automated equipment failure(IATA CODES 41-48)	Operations , crew(IATA CODES 61-69)	Reactinary reasons (IATA CODES 91-96)	Airport Facilites (IATA CODES - 87,89)	Airport Security (IATA CODES 85)	Destination airport below minima (IATA CODES 72)	Departure aerodrome Below minima (IATA CODES 71)	ATFM(IATA CODES 81-84)	IATA CODE-99
AI	741	548	193	74%	26%	13	1	8	49	113	0	2	6	0	0	1
G8	247	220	27	89%	11%	0	1	0	9	17	0	0	0	0	0	0
6E	559	541	18	97%	3%	0	0	0	0	18	0	0	0	0	0	0
9W&S2	804	641	163	80%	20%	2	0	2	15	136	0	0	6	0	1	1
IT	317	192	125	61%	39%	0	1	4	70	45	0	0	1	0	0	4
SG	379	344	35	91%	9%	0	0	14	2	19	0	0	0	0	0	0
<b>Total</b>	<b>3047</b>	<b>2486</b>	<b>561</b>	<b>82%</b>	<b>18%</b>	<b>15</b>	<b>3</b>	<b>28</b>	<b>145</b>	<b>348</b>	<b>0</b>	<b>2</b>	<b>13</b>	<b>0</b>	<b>1</b>	<b>6</b>

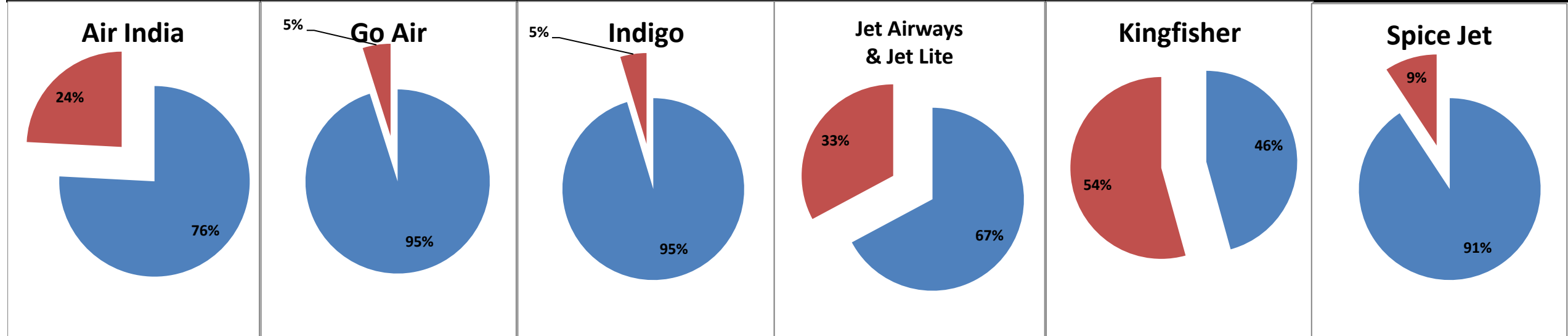


On time percentage

Delayed percentage

**Airport Name :- DELHI INTERNATIONAL AIRPORT PVT LIMITED. - Mar'12(Period :- 1500-2059)**

Airline	Total Departures	Flights ontime (STD +/- 15 Min)	Flights Delayed (STD +/- 15 Min)	% On time	% delayed	Airline					Airport		Weather		ATC	Miscellaneous
						Passenger & baggage handling (IATA CODES 11-18)	Aircraft & Ramp Handling (IATA CODES 31-39)	Technical, automated equipment failure(IATA CODES 41-48)	Operations , crew(IATA CODES 61-69)	Reactinary reasons (IATA CODES 91-96)	Airport Facilites (IATA CODES - 87,89)	Airport Security (IATA CODES 85)	Destination airport below minima (IATA CODES 72)	Departure aerodrome Below minima (IATA CODES 71)	ATFM(IATA CODES 81-84)	IATA CODE-99
AI	546	414	132	76%	24%	2	1	5	34	90	0	0	0	0	0	0
G8	245	233	12	95%	5%	0	0	0	6	6	0	0	0	0	0	0
6E	686	654	32	95%	5%	0	0	0	1	31	0	0	0	0	0	0
9W&S2	774	520	254	67%	33%	1	0	7	26	220	0	0	0	0	0	0
IT	278	127	151	46%	54%	0	9	1	65	73	0	0	0	0	0	3
SG	452	410	42	91%	9%	0	0	6	4	32	0	0	0	0	0	0
<b>Total</b>	<b>2981</b>	<b>2358</b>	<b>623</b>	<b>79%</b>	<b>21%</b>	<b>3</b>	<b>10</b>	<b>19</b>	<b>136</b>	<b>452</b>	<b>0</b>	<b>0</b>	<b>0</b>	<b>0</b>	<b>0</b>	<b>3</b>

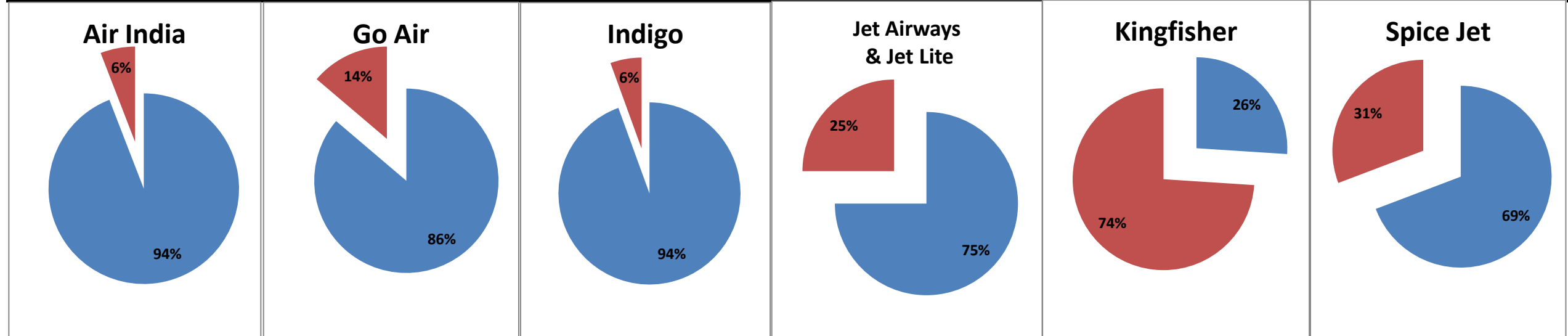


**On time percentage**

**Delayed percentage**

**Airport Name :- DELHI INTERNATIONAL AIRPORT PVT LIMITED. - Mar'12(Period :- 2100-0259)**

Airline	Total Departures	Flights ontime (STD +/- 15 Min)	Flights Delayed (STD +/- 15 Min)	% On time	% delayed	Airline					Airport		Weather		ATC	Miscellaneous
						Passenger & baggage handling (IATA CODES 11-18)	Aircraft & Ramp Handling (IATA CODES 31-39)	Technical, automated equipment failure(IATA CODES 41-48)	Operations , crew(IATA CODES 61-69)	Reactinary reasons (IATA CODES 91-96)	Airport Facilites (IATA CODES - 87,89)	Airport Security (IATA CODES 85)	Destination airport below minima (IATA CODES 72)	Departure aerodrome Below minima (IATA CODES 71)	ATFM(IATA CODES 81-84)	IATA CODE-99
AI	51	48	3	94%	6%	0	0	1	0	2	0	0	0	0	0	0
G8	29	25	4	86%	14%	0	0	0	1	3	0	0	0	0	0	0
6E	18	17	1	94%	6%	0	0	0	0	1	0	0	0	0	0	0
9W&S2	28	21	7	75%	25%	0	0	0	0	7	0	0	0	0	0	0
IT	73	19	54	26%	74%	0	3	1	27	23	0	0	0	0	0	0
SG	65	45	20	69%	31%	0	0	4	1	15	0	0	0	0	0	0
<b>Total</b>	<b>264</b>	<b>175</b>	<b>89</b>	<b>66%</b>	<b>34%</b>	<b>0</b>	<b>3</b>	<b>6</b>	<b>29</b>	<b>51</b>	<b>0</b>	<b>0</b>	<b>0</b>	<b>0</b>	<b>0</b>	<b>0</b>



**On time percentage**

**Delayed percentage**