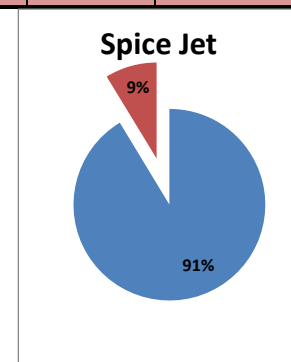
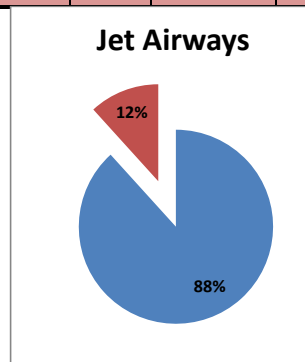
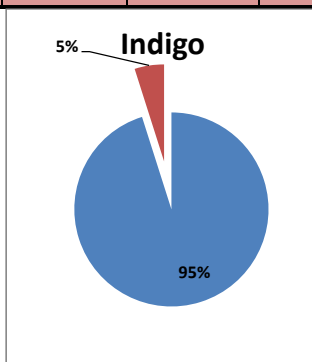
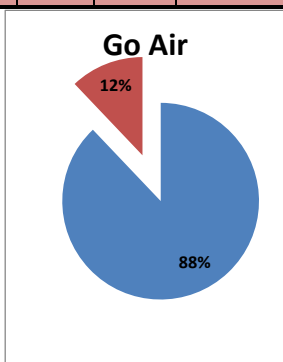
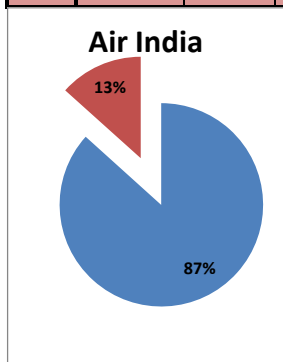


**Airport Name :- DELHI INTERNATIONAL AIRPORT PVT LIMITED. - Aug'13**

Airline	Total Departures	Flights ontime (STD +/- 15 Min)	Flights Delayed (STD +/- 15 Min)	% On time	% delayed	Airline					Airport		Weather		ATC	Miscellaneous
						Passenger & baggage handling (IATA CODES 11-18)	Aircraft & Ramp Handling (IATA CODES 31-39)	Technical, automated equipment failure(IATA CODES 41-48)	Operations , crew(IATA CODES 61-69)	Reactionary reasons (IATA CODES 91-97)	Airport Facilites (IATA CODES - 87,89)	Airport Security (IATA CODES 85)	Destination airport below minima (IATA CODES 72)	Departure aerodrome Below minima (IATA CODES 71)	ATFM(IATA CODES 81-84)	IATA CODE-99
AI	1823	1580	243	87%	13%	9	9	31	76	106	0	0	9	0	1	2
G8	836	735	101	88%	12%	0	0	2	12	77	0	0	9	0	0	1
6E	2146	2041	105	95%	5%	2	0	5	21	64	1	0	2	0	0	10
9W&S2	2055	1814	241	88%	12%	0	0	5	52	162	0	0	9	0	0	13
SG	1369	1250	119	91%	9%	1	1	35	30	38	0	0	8	4	0	2
<b>Total</b>	<b>8229</b>	<b>7420</b>	<b>809</b>	<b>90%</b>	<b>10%</b>	<b>12</b>	<b>10</b>	<b>78</b>	<b>191</b>	<b>447</b>	<b>1</b>	<b>0</b>	<b>37</b>	<b>4</b>	<b>1</b>	<b>28</b>

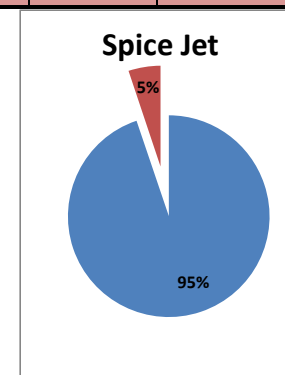
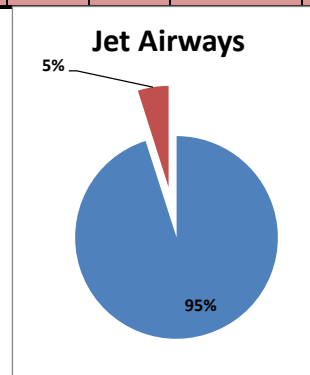
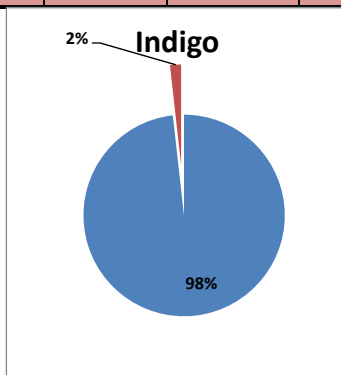
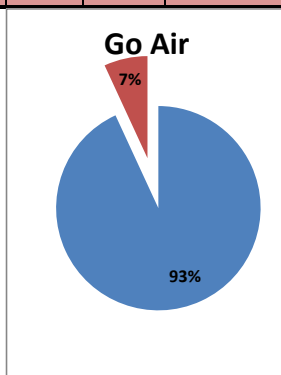
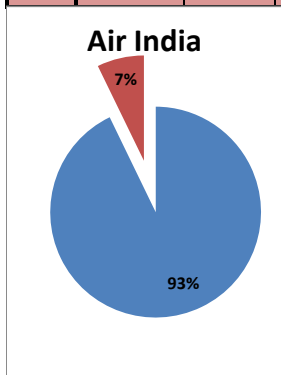


On time percentage

Delayed percentage

**Airport Name :- DELHI INTERNATIONAL AIRPORT PVT LIMITED. - Aug'13(Period :- 0300-0859)**

Airline	Total Departures	Flights ontime (STD +/- 15 Min)	Flights Delayed (STD +/- 15 Min)	% On time	% delayed	Airline					Airport		Weather		ATC	Miscellaneous
						Passenger & baggage handling (IATA CODES 11-18)	Aircraft & Ramp Handling (IATA CODES 31-39)	Technical, automated equipment failure(IATA CODES 41-48)	Operations , crew(IATA CODES 61-69)	Reactionary reasons (IATA CODES 91-97)	Airport Facilites (IATA CODES - 87,89)	Airport Security (IATA CODES 85)	Destination airport below minima (IATA CODES 72)	Departure aerodrome Below minima (IATA CODES 71)	ATFM(IATA CODES 81-84)	IATA CODE-99
AI	502	466	36	93%	7%	1	1	12	12	4	0	0	6	0	0	0
G8	305	284	21	93%	7%	0	0	1	3	8	0	0	8	0	0	1
6E	615	604	11	98%	2%	0	0	1	0	0	0	0	0	0	0	10
9W&S2	466	443	23	95%	5%	0	0	0	10	6	0	0	7	0	0	0
SG	387	367	20	95%	5%	1	0	12	0	1	0	0	5	1	0	0
<b>Total</b>	<b>2275</b>	<b>2164</b>	<b>111</b>	<b>95%</b>	<b>5%</b>	<b>2</b>	<b>1</b>	<b>26</b>	<b>25</b>	<b>19</b>	<b>0</b>	<b>0</b>	<b>26</b>	<b>1</b>	<b>0</b>	<b>11</b>

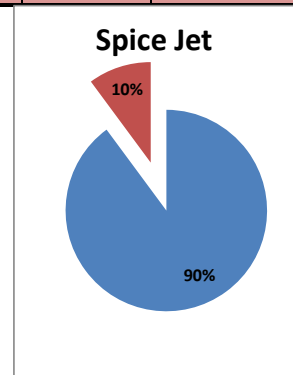
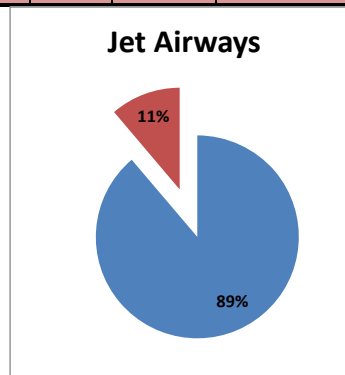
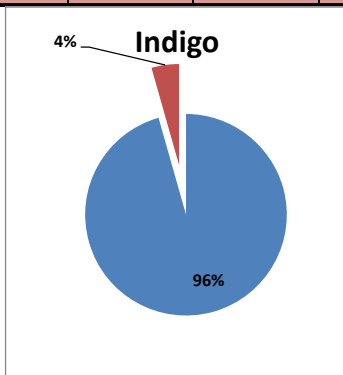
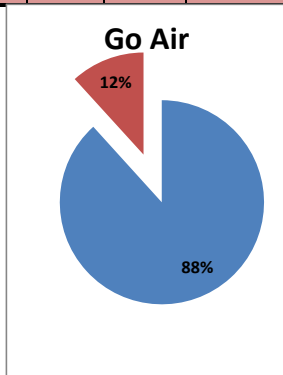
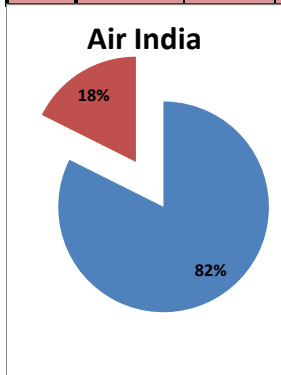


**On time percentage**

**Delayed percentage**

**Airport Name :- DELHI INTERNATIONAL AIRPORT PVT LIMITED. - Aug'13(Period :- 0900-1459)**

Airline	Total Departures	Flights ontime (STD +/- 15 Min)	Flights Delayed (STD +/- 15 Min)	% On time	% delayed	Airline					Airport		Weather		ATC	Miscellaneous
						Passenger & baggage handling (IATA CODES 11-18)	Aircraft & Ramp Handling (IATA CODES 31-39)	Technical, automated equipment failure(IATA CODES 41-48)	Operations , crew(IATA CODES 61-69)	Reactionary reasons (IATA CODES 91-97)	Airport Facilites (IATA CODES - 87,89)	Airport Security (IATA CODES 85)	Destination airport below minima (IATA CODES 72)	Departure aerodrome Below minima (IATA CODES 71)	ATFM(IATA CODES 81-84)	IATA CODE-99
AI	721	594	127	82%	18%	4	7	12	38	61	0	0	3	0	1	1
G8	238	210	28	88%	12%	0	0	1	6	20	0	0	1	0	0	0
6E	749	716	33	96%	4%	1	0	3	7	20	0	0	2	0	0	0
9W&S2	854	758	96	89%	11%	0	0	2	15	64	0	0	2	0	0	13
SG	464	417	47	90%	10%	0	0	14	10	19	0	0	2	1	0	1
<b>Total</b>	<b>3026</b>	<b>2695</b>	<b>331</b>	<b>89%</b>	<b>11%</b>	<b>5</b>	<b>7</b>	<b>32</b>	<b>76</b>	<b>184</b>	<b>0</b>	<b>0</b>	<b>10</b>	<b>1</b>	<b>1</b>	<b>15</b>

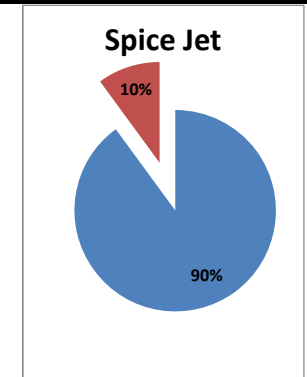
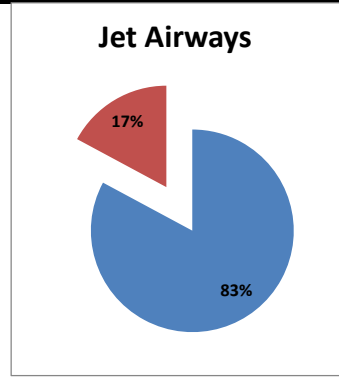
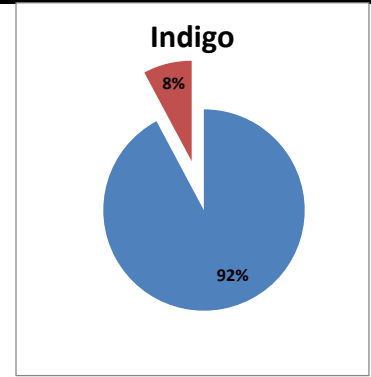
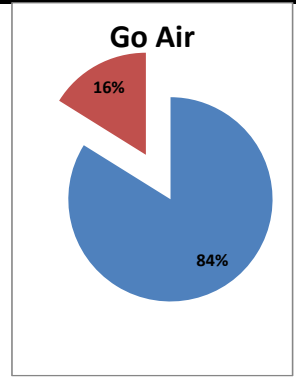
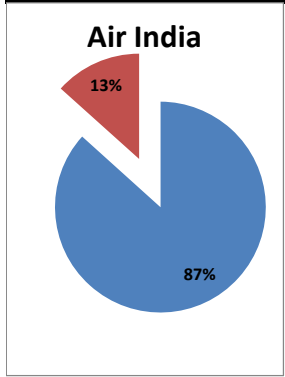


**On time percentage**

**Delayed percentage**

**Airport Name :- DELHI INTERNATIONAL AIRPORT PVT LIMITED. - Aug'13(Period :- 1500-2059)**

Airline	Total Departures	Flights ontime (STD +/- 15 Min)	Flights Delayed (STD +/- 15 Min)	% On time	% delayed	Airline					Airport		Weather		ATC	Miscellaneous	
						Passenger & baggage handling (IATA CODES 11-18)	Aircraft & Ramp Handling (IATA CODES 31-39)	Technical, automated equipment failure(IATA CODES 41-48)	Operations , crew(IATA CODES 61-69)	Reactionary reasons (IATA CODES 91-97)	Airport Facilites (IATA CODES - 87,89)	Airport Security (IATA CODES 85)	Destination airport below minima (IATA CODES 72)	Departure aerodrome Below minima (IATA CODES 71)	ATFM(IATA CODES 81-84)	IATA CODE-99	
AI	570	494	76	87%	13%	4	1	7	25	38	0	0	0	0	0	0	1
G8	267	224	43	84%	16%	0	0	0	2	41	0	0	0	0	0	0	0
6E	782	721	61	92%	8%	1	0	1	14	44	1	0	0	0	0	0	0
9W&S2	707	586	121	83%	17%	0	0	3	26	92	0	0	0	0	0	0	0
SG	507	456	51	90%	10%	0	1	8	20	18	0	0	1	2	0	0	1
<b>Total</b>	<b>2833</b>	<b>2481</b>	<b>352</b>	<b>88%</b>	<b>12%</b>	<b>5</b>	<b>2</b>	<b>19</b>	<b>87</b>	<b>233</b>	<b>1</b>	<b>0</b>	<b>1</b>	<b>2</b>	<b>0</b>	<b>0</b>	<b>2</b>

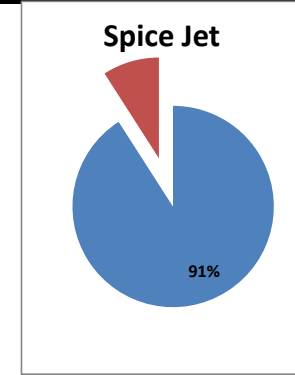
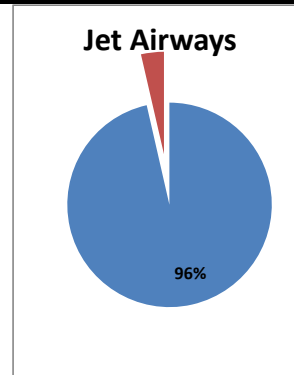
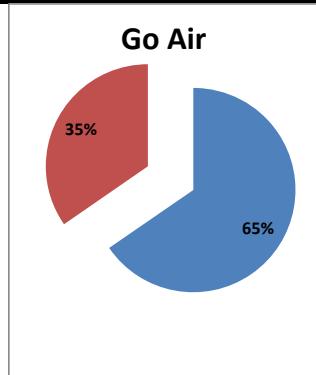
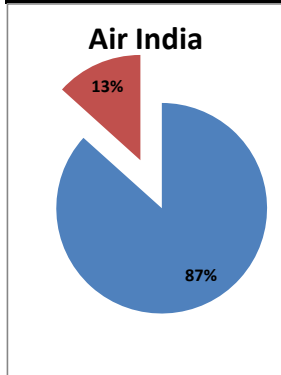


**On time percentage**

**Delayed percentage**

**Airport Name :- DELHI INTERNATIONAL AIRPORT PVT LIMITED. - Aug'13(Period :- 2100-0259)**

Airline	Total Departures	Flights ontime (STD +/- 15 Min)	Flights Delayed (STD +/- 15 Min)	% On time	% delayed	Airline					Airport		Weather		ATC	Miscellaneous
						Passenger & baggage handling (IATA CODES 11-18)	Aircraft & Ramp Handling (IATA CODES 31-39)	Technical, automated equipment failure(IATA CODES 41-48)	Operations , crew(IATA CODES 61-69)	Reactionary reasons (IATA CODES 91-97)	Airport Facilites (IATA CODES - 87,89)	Airport Security (IATA CODES 85)	Destination airport below minima (IATA CODES 72)	Departure aerodrome Below minima (IATA CODES 71)	ATFM(IATA CODES 81-84)	IATA CODE-99
AI	30	26	4	87%	13%	0	0	0	1	3	0	0	0	0	0	0
G8	26	17	9	65%	35%	0	0	0	1	8	0	0	0	0	0	0
6E	0	0	0	0%	0%	0	0	0	0	0	0	0	0	0	0	0
9W&S2	28	27	1	96%	4%	0	0	0	1	0	0	0	0	0	0	0
SG	11	10	1	91%	9%	0	0	1	0	0	0	0	0	0	0	0
<b>Total</b>	<b>95</b>	<b>80</b>	<b>15</b>	<b>84%</b>	<b>16%</b>	<b>0</b>	<b>0</b>	<b>1</b>	<b>3</b>	<b>11</b>	<b>0</b>	<b>0</b>	<b>0</b>	<b>0</b>	<b>0</b>	<b>0</b>



**On time percentage**

**Delayed percentage**