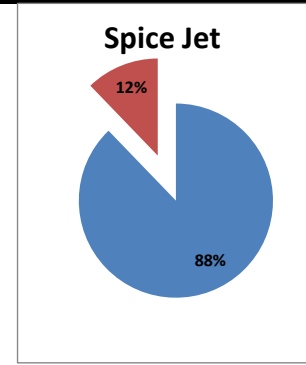
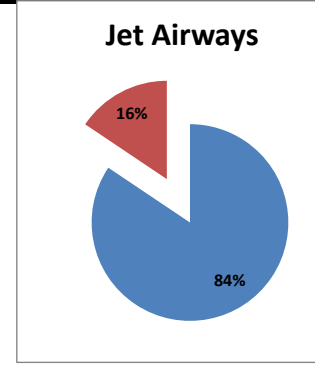
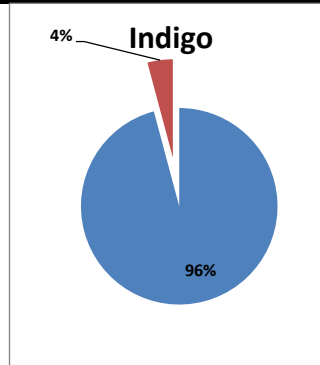
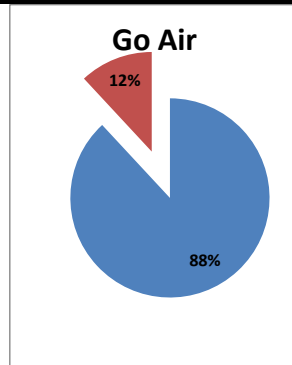
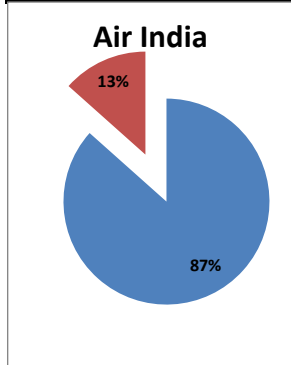


Airport Name :- DELHI INTERNATIONAL AIRPORT PVT LIMITED. - Apr'14

Airline	Total Departures	Flights ontime (STD +/- 15 Min)	Flights Delayed (STD +/- 15 Min)	% On time	% delayed	Airline					Airport		Weather		ATC	Miscellaneous
						Passenger & baggage handling (IATA CODES 11-18)	Aircraft & Ramp Handling (IATA CODES 31-39)	Technical, automated equipment failure (IATA CODES 41-48)	Operations, crew (IATA CODES 61-69)	Reactionary reasons (IATA CODES 91-97)	Airport Facilities (IATA CODES - 87,89)	Airport Security (IATA CODES 85)	Destination airport below minima (IATA CODES 72)	Departure aerodrome Below minima (IATA CODES 71)	ATFM (IATA CODES 81-84)	IATA CODE-99
AI	1879	1627	252	87%	13%	2	0	33	60	151	0	0	5	0	0	1
G8	940	828	112	88%	12%	0	0	3	15	94	0	0	0	0	0	0
6E	2521	2416	105	96%	4%	2	0	6	16	77	0	0	1	1	1	1
9W&S2	2020	1705	315	84%	16%	1	0	15	53	243	0	0	3	0	0	0
SG	1581	1388	193	88%	12%	0	0	30	30	129	4	0	0	0	0	0
Total	8941	7964	977	89%	11%	5	0	87	174	694	4	0	9	1	1	2

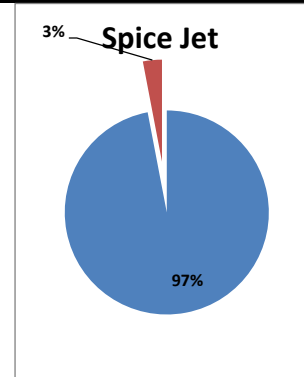
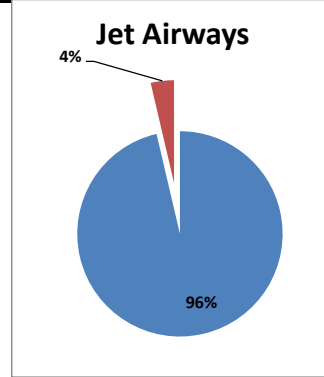
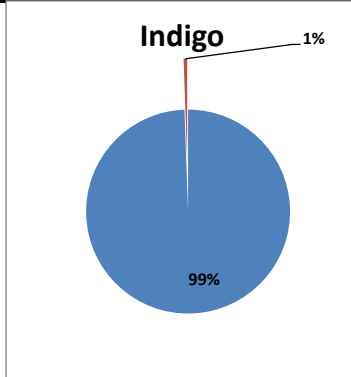
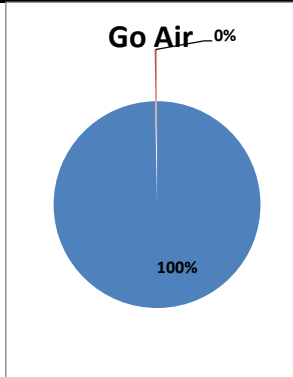
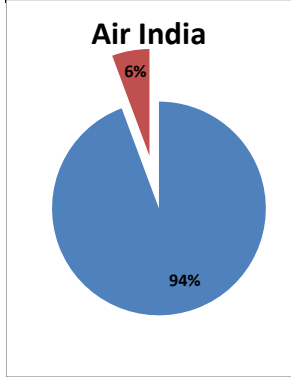


On time percentage

Delayed percentage

Airport Name :- DELHI INTERNATIONAL AIRPORT PVT LIMITED. - Apr'14(Period :- 0300-0859)

Airline	Total Departures	Flights ontime (STD +/- 15 Min)	Flights Delayed (STD +/- 15 Min)	% On time	% delayed	Airline					Airport		Weather		ATC	Miscellaneous
						Passenger & baggage handling (IATA CODES 11-18)	Aircraft & Ramp Handling (IATA CODES 31-39)	Technical, automated equipment failure(IATA CODES 41-48)	Operations , crew(IATA CODES 61-69)	Reactionary reasons (IATA CODES 91-97)	Airport Facilites (IATA CODES - 87,89)	Airport Security (IATA CODES 85)	Destination airport below minima (IATA CODES 72)	Departure aerodrome Below minima (IATA CODES 71)	ATFM(IATA CODES 81-84)	IATA CODE-99
AI	476	449	27	94%	6%	0	0	11	13	1	0	0	2	0	0	0
G8	327	326	1	100%	0%	0	0	0	0	1	0	0	0	0	0	0
6E	704	700	4	99%	1%	0	0	1	2	0	0	0	1	0	0	
9W&S2	355	342	13	96%	4%	0	0	3	7	2	0	0	1	0	0	
SG	399	387	12	97%	3%	0	0	10	2	0	0	0	0	0	0	
Total	2261	2204	57	97%	3%	0	0	25	24	4	0	0	3	1	0	

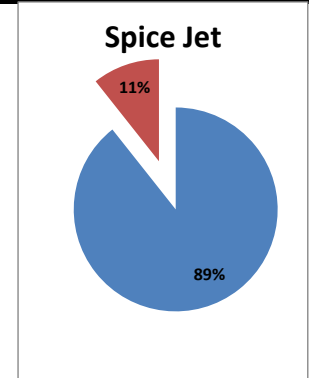
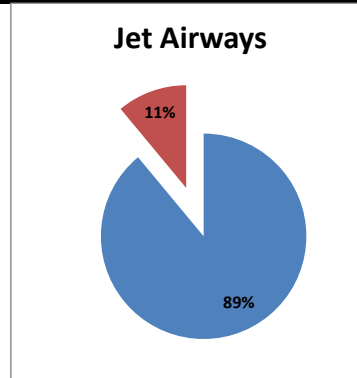
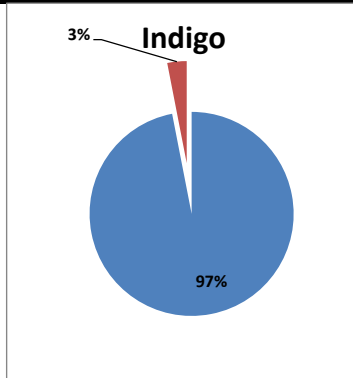
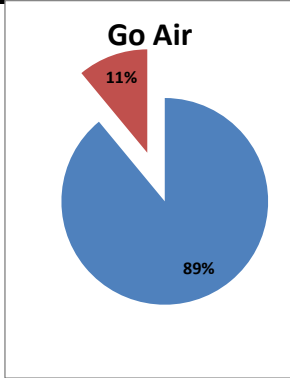
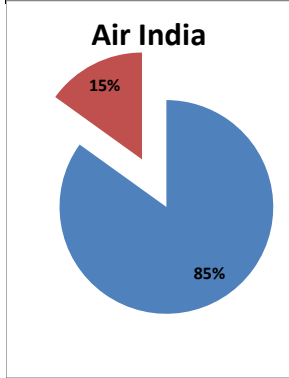


On time percentage

Delayed percentage

Airport Name :- DELHI INTERNATIONAL AIRPORT PVT LIMITED. - Apr'14(Period :- 0900-1459)

Airline	Total Departures	Flights ontime (STD +/- 15 Min)	Flights Delayed (STD +/- 15 Min)	% On time	% delayed	Airline					Airport		Weather		ATC	Miscellaneous
						Passenger & baggage handling (IATA CODES 11-18)	Aircraft & Ramp Handling (IATA CODES 31-39)	Technical, automated equipment failure(IATA CODES 41-48)	Operations , crew(IATA CODES 61-69)	Reactionary reasons (IATA CODES 91-97)	Airport Facilites (IATA CODES - 87,89)	Airport Security (IATA CODES 85)	Destination airport below minima (IATA CODES 72)	Departure aerodrome Below minima (IATA CODES 71)	ATFM(IATA CODES 81-84)	IATA CODE-99
AI	809	687	122	85%	15%	2	0	16	22	78	0	0	3	0	0	1
G8	300	267	33	89%	11%	0	0	0	0	33	0	0	0	0	0	0
6E	914	886	28	97%	3%	1	0	2	7	18	0	0	0	0	0	0
9W&S2	798	710	88	89%	11%	1	0	9	18	59	0	0	1	0	0	0
SG	591	528	63	89%	11%	0	0	15	7	37	4	0	0	0	0	0
Total	3412	3078	334	90%	10%	4	0	42	54	225	4	0	4	0	0	1

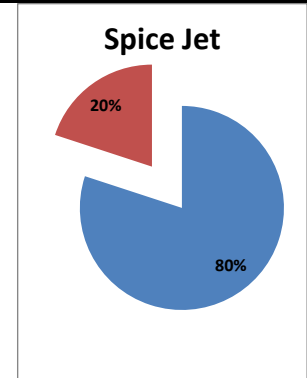
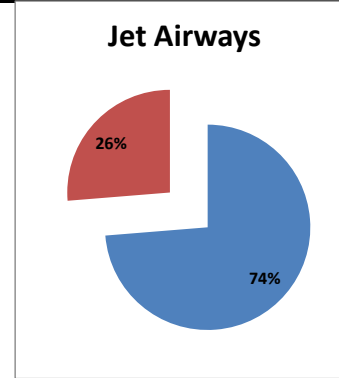
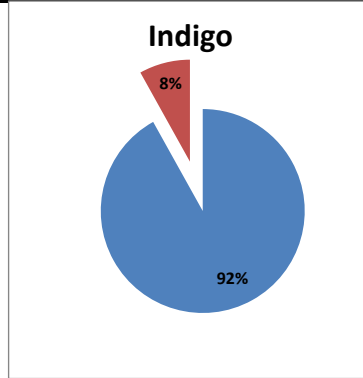
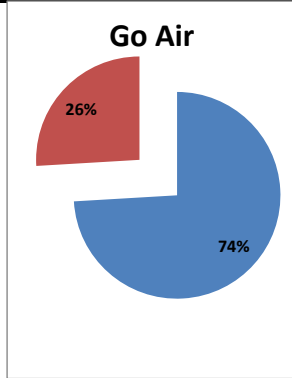
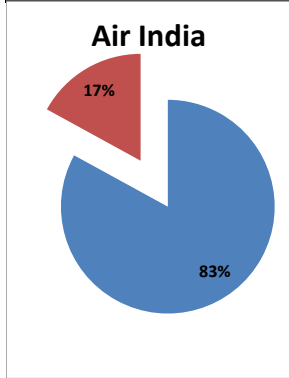


On time percentage

Delayed percentage

Airport Name :- DELHI INTERNATIONAL AIRPORT PVT LIMITED. - Apr'14(Period :- 1500-2059)

Airline	Total Departures	Flights ontime (STD +/- 15 Min)	Flights Delayed (STD +/- 15 Min)	% On time	% delayed	Airline					Airport		Weather		ATC	Miscellaneous
						Passenger & baggage handling (IATA CODES 11-18)	Aircraft & Ramp Handling (IATA CODES 31-39)	Technical, automated equipment failure(IATA CODES 41-48)	Operations , crew(IATA CODES 61-69)	Reactionary reasons (IATA CODES 91-97)	Airport Facilites (IATA CODES - 87,89)	Airport Security (IATA CODES 85)	Destination airport below minima (IATA CODES 72)	Departure aerodrome Below minima (IATA CODES 71)	ATFM(IATA CODES 81-84)	IATA CODE-99
AI	564	468	96	83%	17%	0	0	6	24	66	0	0	0	0	0	0
G8	293	217	76	74%	26%	0	0	3	15	58	0	0	0	0	0	
6E	903	830	73	92%	8%	1	0	3	7	59	0	0	1	0	1	
9W&S2	780	575	205	74%	26%	0	0	1	25	178	0	0	1	0	0	
SG	591	473	118	80%	20%	0	0	5	21	92	0	0	0	0	0	
Total	3131	2563	568	82%	18%	1	0	18	92	453	0	0	2	0	1	

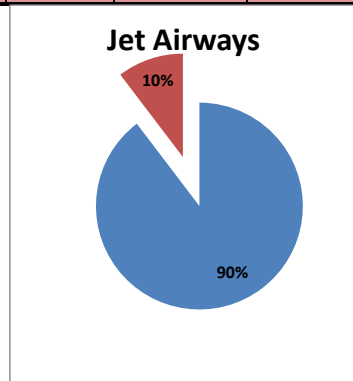
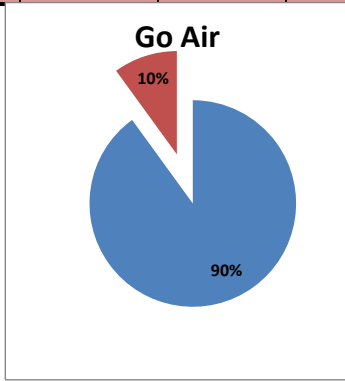
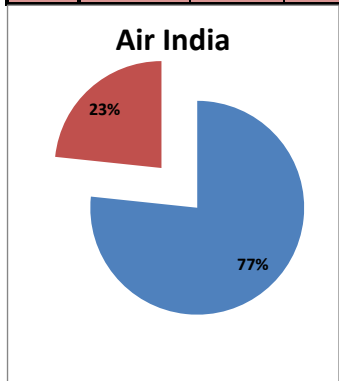


On time percentage

Delayed percentage

Airport Name :- DELHI INTERNATIONAL AIRPORT PVT LIMITED. - Apr'14(Period :- 2100-0259)

Airline	Total Departures	Flights ontime (STD +/- 15 Min)	Flights Delayed (STD +/- 15 Min)	% On time	% delayed	Airline					Airport		Weather		ATC	Miscellaneous
						Passenger & baggage handling (IATA CODES 11-18)	Aircraft & Ramp Handling (IATA CODES 31-39)	Technical, automated equipment failure(IATA CODES 41-48)	Operations , crew(IATA CODES 61-69)	Reactionary reasons (IATA CODES 91-97)	Airport Facilites (IATA CODES - 87,89)	Airport Security (IATA CODES 85)	Destination airport below minima (IATA CODES 72)	Departure aerodrome Below minima (IATA CODES 71)	ATFM(IATA CODES 81-84)	IATA CODE-99
AI	30	23	7	77%	23%	0	0	0	1	6	0	0	0	0	0	0
G8	20	18	2	90%	10%	0	0	0	0	2	0	0	0	0	0	0
6E	0	0	0	0%	0%	0	0	0	0	0	0	0	0	0	0	0
9W&S2	87	78	9	90%	10%	0	0	2	3	4	0	0	0	0	0	0
SG	0	0	0	0%	0%	0	0	0	0	0	0	0	0	0	0	0
Total	137	119	18	87%	13%	0	0	2	4	12	0	0	0	0	0	0



On time percentage

Delayed percentage